



Research Bulletin

Issue No. 67 – July 2024

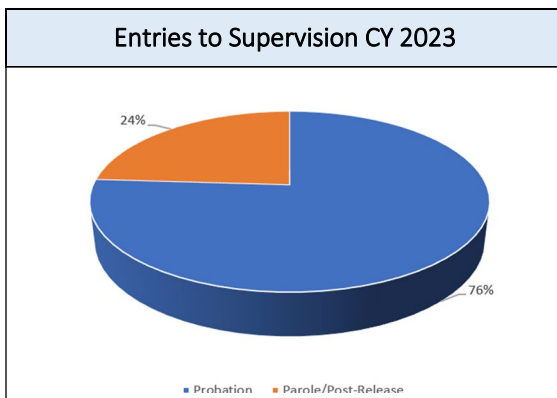
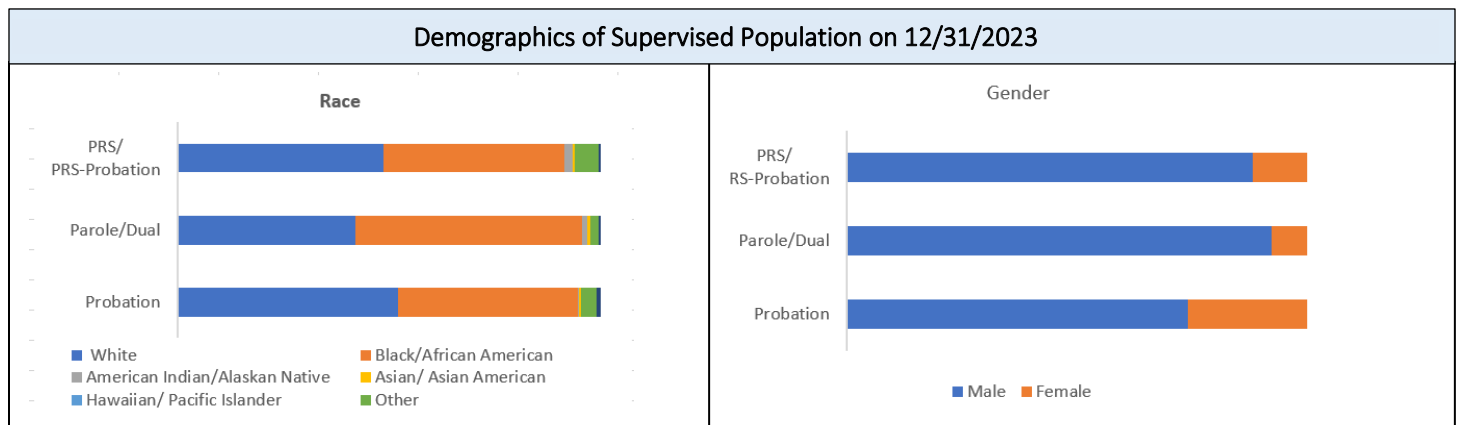
This document is a quick reference guide. Additional information can be found at www.dac.nc.gov

COMMUNITY SUPERVISION

Probationers/Parolees Cost Per Day FY 2022-2023	
Offender Supervision	\$7.91
Drug Screening (handheld/per specimen)	\$1.20
Electronic Monitoring and GPS	\$7.56
TECS Recidivism Reduction Services	\$12.68

Population on 12/31/2023	76,757
Total Admissions CY 2023	43,207
Total Exits CY 2023	48,333

Responses to Non-Compliance CY 2023	
CRV	2,698
Quick Dip	1,887



Most Frequent Crime Convictions at Entry CY 2023	
Non-Traffic Drug Charge	23.04%
Driving While Impaired	13.82%
Assault	12.77%
Larceny	10.53%
Weapons Offenses	5.52%
Other Traffic Violations	5.07%
Breaking, Entering	4.12%
Other Public Order	3.94%
Fraud	3.64%

Exit Types CY 2023			
Exit Type	Probation (37,980)	Parole/Dual (685)	PRS/PRS-Probation (9,668)
Completion	7,933	580	7,064
Early Termination	13,705	45	394
Revocation	3	0	0
Elect to Serve	6,658	23	1,794
Other	9,681	37	416

Services/Sanction Entries CY 2023	
Recidivism Reduction Services	10,021
Electronic Monitoring	9,784
Cognitive Behavioral Interventions	5,954
Substance Abuse Services ²	5,728
Security Risk Group	1,938

¹ Emergency Medical Release and Multiple Out of State Cases comprise <1% of entries to Community Supervision

² Includes DWI Court (3,137), Continuous Alcohol Monitoring (848), DART (831), Drug Treatment Court (610) and Black Mountain (302)

Research Bulletin

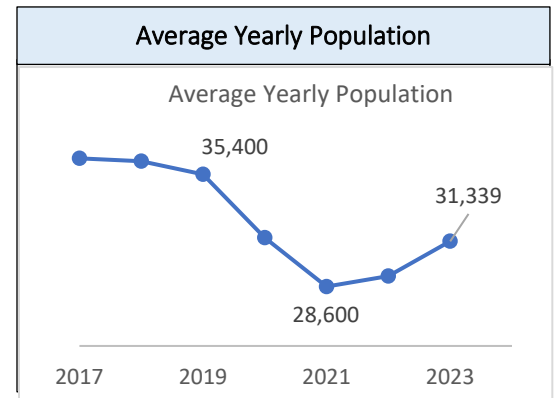
Issue No. 67 – July 2024

PRISONS

Incarcerated Offenders Cost Per Day FY 2023	
Close Custody	\$157.76
Medium Custody	\$134.39
Minimum Custody	\$111.49
Average Cost	\$133.43

Population on 12/31/2023	31,339
Total Admissions CY 2023	20,496
Total Exits CY 2023	19,462

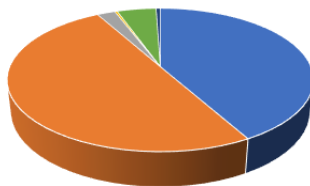
Prison Facilities as of 12/31/2023	
State Prisons	53
CRV Centers	2
Contractual Prison	1



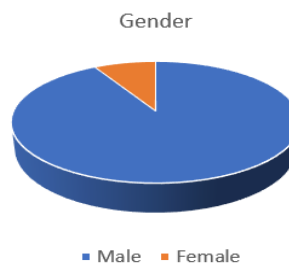
Percent of Sentences Served CY 2023		
	Structured Sentencing	Pre-Structured Sentencing
Felon	105%	79%
Misdemeanant	95%	49%

Conviction Status CY 2023	
Felon	99%
Misdemeanant	1%

Demographics of Incarcerated Population on 12/31/2023



- White
- Black
- American Indian/ Alaskan Native
- Asian/ Asian American
- Hawaiian/ Pacific Islander
- Other



- Male
- Female

Education Level at Admission CY 2023		
Grade	Highest Grade Claimed	Achieved Reading Level
0-6	103	2,804
>6-12	5,895	3,428
>12	1,699	1,465

Program Assignments CY 2023		
	Full-Time	Part-Time
Admission Processing	1,879	0
Academic Education	889	736
Institutional Life	792	109
Drug/Alcohol Programs	651	3,125
Vocational Education	646	272
Social Skills Development	524	1,566
Health Maintenance	495	99
Personal Growth & Development	26	407
Family Oriented Programs	0	192

Work Assignments CY 2023	
Unit Services	5,343
Foods Services	2,575
Maintenance	1,413
Enterprise	1,349
Other Jobs	855
Work Release	798
Construction	235
Road Squads	212
Local Government	132
State Agency	75