



# Research Bulletin

Issue No. 68 – January 2025

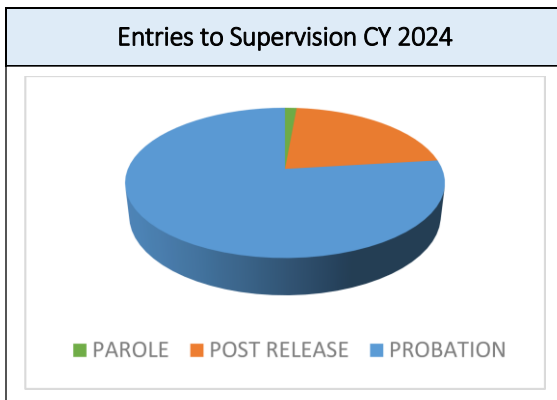
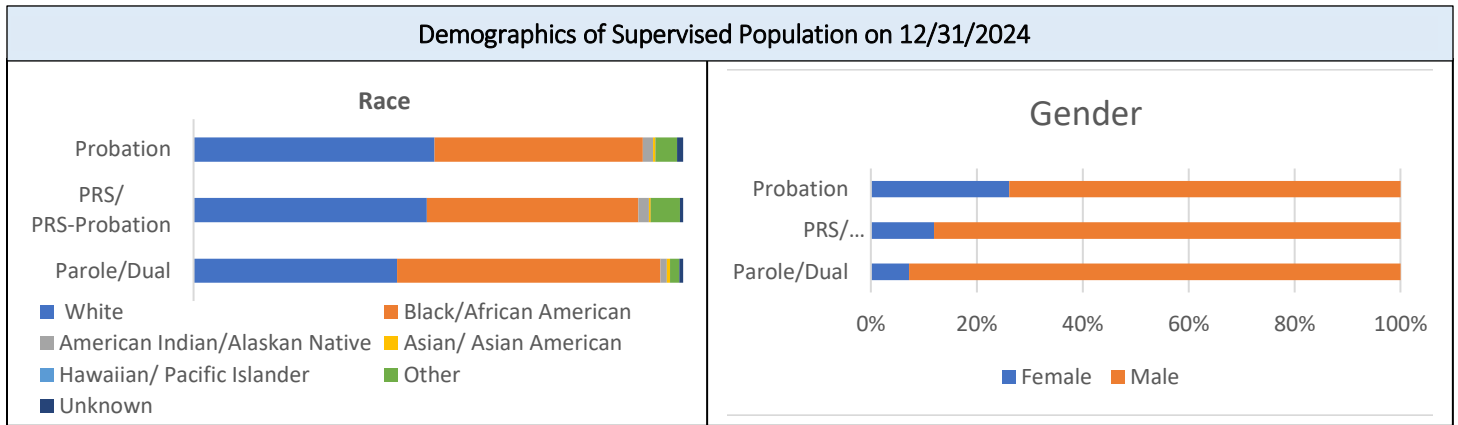
This document is a quick reference guide. Additional information can be found at [www.dac.nc.gov](http://www.dac.nc.gov)

## COMMUNITY SUPERVISION

Probationers/Parolees Cost Per Day FY 2023-2024	
Offender Supervision	\$9.36
Drug Screening (handheld/per specimen)	\$1.60
Electronic Monitoring and GPS	\$5.41
TECS Recidivism Reduction Services	\$10.13

Population on 12/31/2024	76,256
Total Admissions CY 2024	47,771
Total Exits CY 2024	47,737

Responses to Non-Compliance CY 2024	
CRV	2,585
Quick Dip	1,799



Most Frequent Crime Convictions at Entry CY 2024	
Non- Traffic Drug Charge	23.61%
Assault	12.21%
Driving While Impaired	12.13%
Larceny	11.53%
Weapons Offenses	5.57%
Other Traffic Violations	5.26%
Other Public Order	4.49%
Breaking, Entering	3.89%
Fraud	3.77%

Exit Types CY 2024			
Exit Type	Probation (37,007)	Parole/Dual (639)	PRS/PRS-Probation (10,091)
Completion	12,050	168	7,096
Revocation	6,391	25	2,224
Terminated	18,100	446	758
Terminal CRV	466	0	13

Services/Sanction Entries CY 2024	
Recidivism Reduction Services	10,092
Electronic Monitoring/EHA	10,485
Cognitive Behavioral Interventions	6,254
Substance Abuse Services <sup>2</sup>	5,331
Security Risk Group	1,537

<sup>1</sup>Emergency Medical Release and Multiple Out of State Cases comprise <1% of entries to Community Supervision

# Research Bulletin

Issue No. 68 – January 2025

<sup>2</sup> Includes DWI Court (2,691), Alcohol Monitoring (766), DART (1,015), Drug Treatment Court (600) and Black Mountain (259)

## PRISONS

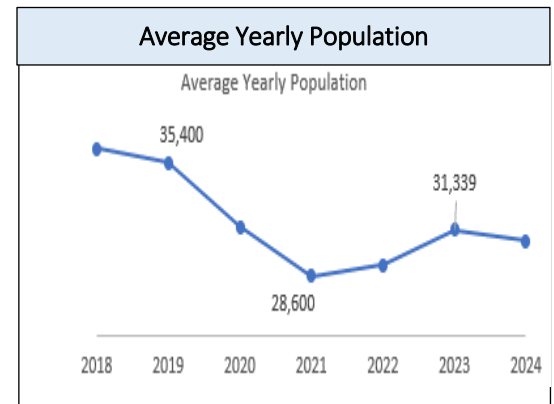
Incarcerated Offenders Cost Per Day FY 2024	
Close Custody	\$174.22
Medium Custody	\$151.58
Minimum Custody	\$128.22
<i>Average Cost</i>	<i>\$151.34</i>

Population on 12/31/2024	31,871
Total Admissions CY 2024	20,883
Total Exits CY 2024	20,386

Prison Facilities as of 12/31/2024	
State Prisons	53
CRV Centers	2
Contractual Prison	1

Percent of Sentences Served CY 2024		
	Structured Sentencing	Pre-Structured Sentencing
Felon	106%	79%
Misdemeanant	95%	47%

Conviction Status CY 2024	
Felon	96.5%
Misdemeanant	3.5%



Demographics of Incarcerated Population on 12/31/2024																	
		<table border="1"> <thead> <tr> <th colspan="3">Education Level at Admission CY 2024</th> </tr> <tr> <th>Grade</th> <th>Highest Grade Claimed</th> <th>Achieved Reading Level</th> </tr> </thead> <tbody> <tr> <td>0-6</td> <td>320</td> <td>6,584</td> </tr> <tr> <td>&gt;6-12</td> <td>13,534</td> <td>7,727</td> </tr> <tr> <td>&gt;12</td> <td>3,993</td> <td>3,536</td> </tr> </tbody> </table>	Education Level at Admission CY 2024			Grade	Highest Grade Claimed	Achieved Reading Level	0-6	320	6,584	>6-12	13,534	7,727	>12	3,993	3,536
Education Level at Admission CY 2024																	
Grade	Highest Grade Claimed	Achieved Reading Level															
0-6	320	6,584															
>6-12	13,534	7,727															
>12	3,993	3,536															

Program Assignments CY 2024		
	Full-Time	Part-Time
Admission Processing	2076	0
Institutional Life	931	145
Academic Education	756	767
Vocational Education	543	465
Health Maintenance	516	149
Social Skills Development	514	1,690
Drug/Alcohol Programs	471	3,106
Personal Growth & Development	21	377
Family Oriented Programs	0	183

Work Assignments CY 2024	
Unit Services	5,193
Foods Services	2,472
Maintenance	1,364
Enterprise	1,275
Work Release	817
Other Jobs	737
Construction	205
Road Squads	166
Local Government	130
State Agency	77