




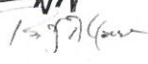

**North Carolina Department of Public Safety**  
**Division of Prisons**

Roy Cooper, Governor  
Casandra Skinner Hoekstra, Interim Secretary

Timothy D. Moose, Chief Deputy Secretary  
Todd E. Ishee, Commissioner of Prisons  
Brandeshawn Harris, Assistant Commissioner

**MEMORANDUM**

**TO:** Joint Legislative Oversight Committee on Justice and Public Safety  
Chairs of Senate Appropriations Committee on Justice and Public Safety  
Chairs of House Appropriations Committee on Justice and Public Safety

**FROM:** Casandra Skinner Hoekstra, Interim Secretary   
Timothy D. Moose, Chief Deputy Secretary   
Todd E. Ishee, Commissioner of Prisons 

**RE:** Medical Cost Containment Report for Adult Correction

**DATE:** August 11, 2021

*Pursuant to NC General Statute 143B-707.3(c), the Department of Public Safety shall report November 1, 2016 and quarterly thereafter to the Joint Legislative Oversight Committee on Justice and Public Safety and the chairs of the House of Representatives and Senate Appropriations Committees on Justice and Public Safety on:*

- (1) The number of total inmates and juvenile offenders requiring hospitalization or hospital services who receive that treatment at each hospital.
- (2) The volume of scheduled and emergent services listed by hospital and, of that volume, the number of those services that are provided by contracted and non-contracted providers.
- (3) The volume of scheduled and emergent admissions listed by hospital and, of that volume, the percentage of those services that are provided by contracted and non-contracted providers.
- (4) The volume of inpatient medical services provided to Medicaid-eligible inmates and juvenile offenders, the cost of treatment, the estimated savings of paying the nonfederal portion of Medicaid for the services, and the length of time between the date the claim was filed and the date the claim was paid.
- (5) The status of the implementation of the claims processing system and efforts to address the backlog of unpaid claims.
- (6) The hospital utilization, including the amount paid to individual hospitals, the number of inmates and juvenile offenders served, the number of claims, and whether the hospital was a contracted or non-contracted facility.
- (7) The total cost and volume for the previous fiscal quarter for emergency room visits originating from Central Prison and NCCIW Hospitals to UNC Hospital, UNC Rex Healthcare, and WakeMed Hospital.

**MAILING ADDRESS:**  
4260 Mail Service Center  
Raleigh NC 27699-4260

[www.ncdps.gov](http://www.ncdps.gov)



*An Equal Opportunity Employer*

**OFFICE LOCATION:**  
831 West Morgan Street.  
Raleigh, NC 27699-4260  
Telephone: (919) 838-4000  
Fax: (919) 733-8272

- (8) The total payments for Medicaid and non-Medicaid eligible inmates to UNC Hospitals, UNC Rex Healthcare, and WakeMed Hospital, including the number of days between the date the claim was filed and the date the claim was paid.
- (9) A list of hospitals under contract.
- (10) The reimbursement rate for contracted providers

To ensure that correct information is reported, the Department clarified with the Fiscal Research Division that the volumes of services referenced are for hospitalization and hospital services data.

**(1) The number of total inmates and juvenile offenders requiring hospitalization or hospital services who receive that treatment at each hospital.**

This report is for hospitalizations or hospital services of inmates which occurred from April 1, 2021 – June 30, 2021.

During this time period, there were 1,838 episodes that required treatment at a community hospital. Of these episodes 400 were emergent admissions, 260 to contract facilities and 140 to non-contract facilities. Of the remaining episodes at community hospitals, 1,438 required emergency room visits only, 873 to contract facilities and 565 to non-contract facilities. Of these emergent episodes, 43 were scheduled admissions, 28 to contract facilities and 15 to non-contract facilities. Please refer to figure #1 below for more detailed information.

**(2) The volume of scheduled and emergent services listed by hospital and, of that volume, the number of those services that are provided by contracted and non-contracted providers.**

Figure 1 below shows the distribution of emergent/emergency in contracted and non-contracted facilities from April 1, 2021 through June 30, 2021. Please refer to figure #1 for more detailed information regarding hospital utilization.

Figure 1

June 30, 2021	ER	Total	Percentage
CONTRACT HOSPITALS	873	873	61
NON-CONTRACT HOSPITALS	565	565	39
<b>Grand Total</b>	<b>1438</b>	<b>1438</b>	<b>100%</b>

**(3) The volume of scheduled and emergent admissions listed by hospital and, of that volume, the percentage of those services that are provided by contracted and non-contracted providers.**

Figure 2 below shows the distribution of emergent and scheduled admissions in contracted and non-contracted facilities from April 1, 2021 through June 30, 2021.

Figure 2

June 30, 2021	Emergent	Percentage	Scheduled	Percentage
CONTRACT FACILITIES	260	65	28	65%
NON-CONTRACTED FACILITIES	140	35	15	35%
<b>Grand Total</b>	<b>400</b>	<b>100%</b>	<b>43</b>	<b>100%</b>

**(4) The volume of inpatient medical services provided to Medicaid-eligible inmates and juvenile offenders, the cost of treatment, the estimated savings of paying the nonfederal portion of Medicaid for the services, and the length of time between the date the claim was filed and the date the claim was paid.**

From April 1, 2021 – June 30, 2021, 105 cases were identified as eligible for Medicaid. Based upon the *State Auditor's May 2012 Financial Related Audit Report*, the average savings of each case would be \$18,181.81. Using the methods applied in the audit, the estimated savings from April 1, 2021 through June 30, 2021 would be approximately \$1,909,090.05. Information regarding the length of time between the date the claim was filed and the date the claim was paid is not available to DPS. Once the application is completed, it is processed at the county level and then to DHHS for payment.

**(5) The status of the implementation of the claims processing system and efforts to address the backlog of unpaid claims.**

The third-party claims management vendor pays all qualified bills within thirty days of submission. All backlogged claims have been paid.

**(6) The hospital utilization, including the amount paid to individual hospitals, the number of inmates and juvenile offenders served, the number of claims, and whether the hospital was a contracted or non-contracted facility.**

TIN	Facility	Contracted	Paid	Volume of Claims	Inmate Volume
561732213	UNC FACULTY PHYSICIANS	Y	\$1,247,948.93	2,785	1,063
561118388	UNIV OF NC HOSPITALS	Y	\$6,456,537.60	2,389	1,430
561509260	NC HEART AND VASCULAR	Y	\$689,469.63	622	149

560994806	EASTERN RADIOLOGIST INC	N	\$37,442.86	555	253
010851496	UNC P AND A CLINICAL PATHOLOGY	Y	\$19,370.15	545	247
561221108	GEORGE R KILPATRICK JR MD PA	N	\$35,095.90	484	23
383740839	PITT COUNTY MEMORIAL HOSPITAL	N	\$52,292.58	438	131
560942865	GREENSBORO RADIOLOGY	N	\$31,938.86	357	241
020777195	CAROLINA DIGESTIVE CARE	N	\$82,286.62	344	185
821332232	DYNAMIC PHYSIATRY PLLC	N	\$42,639.30	336	31
561763695	WAKEMED	N	\$66,392.14	323	203
560529976	BLUE RIDGE HEALTHCARE	N	\$529,688.96	318	213
561029437	DUKE UNIVERSITY HOSPITAL	N	\$102,134.20	312	130
560990409	WAKE RADIOLOGY CONSULTANT PA	N	\$16,262.03	277	146
560585243	PITT COUNTY MEMORIAL HOSPITAL	Y	\$522,108.74	260	176
560789196	CATAWBA VALLEY MEDICAL CENTER	N	\$322,531.70	257	134
560954779	CHARLOTTE RADIOLOGY	N	\$19,751.13	241	144
561484844	WAYNE MEMORIAL HOSPITAL	N	\$371,446.70	234	164
562070036	DUKE HEALTH RALEIGH HOSPITAL	N	\$430,429.20	232	140
561903275	WAKE FOREST EMERGENCY PROVIDERS	N	\$49,291.58	230	148
834333066	WAKEMED SPECIALISTS GROUP LLC	N	\$35,421.99	229	75
560954803	RALEIGH RADIOLOGY ASSOCIATES	N	\$15,422.90	226	115
561348830	COLUMBUS REGIONAL HEALTHCARE	N	\$17,523.25	214	152
560538020	COLUMBUS REGIONAL HEALTHCARE	N	\$257,359.16	213	138
560583151	SCOTLAND MEMORIAL HOSPITAL	N	\$181,321.89	210	111
560529945	ATRIUM HLTH UNIVERSITY CITY	N	\$343,151.22	193	140
237027004	NASH HOSPITALS INCORPORATED	N	\$276,783.93	190	140
561667838	ALBEMARLE ORTHO & SPORTS	N	\$30,594.76	190	53
560946251	BLUE RIDGE REG HOSPITAL	N	\$13,944.51	188	121
270935430	RANDOLPH PRIMARY CARE PA	N	\$90,084.94	180	18
561044771	WAYNE RADIOLOGISTS PA	N	\$11,724.18	177	101
566017737	WAKEMED	N	\$387,163.83	176	129
560530233	SOUTHEASTERN REGIONAL MED	N	\$193,602.57	174	126
900511207	ECU PHYSICIANS DIAGNOSTIC	N	\$1,275.38	169	73
561173082	NASH XRAY ASSOC PA	N	\$13,391.94	167	105
560755775	CAROLINAEAST MEDICAL CENTER	N	\$174,163.50	165	129
460713261	RAPID RADIOLOGY INC	N	\$3,854.70	161	33
271796746	CAROLINA ANESTHESIA AND PAIN	N	\$20,586.38	156	14
561191387	AMERICAN ANESTHESIOLOGY OF NC	N	\$16,657.22	153	45

522085555	KINDRED HOSPITAL GREENSBORO	Y	\$7,011,903.69	139	46
271081647	UNC CARDIOLOGY AT LUMBERTON	Y	\$66,445.32	134	57
560941927	CATAWBA VALLEY MEDICAL CENTER	N	\$9,161.27	134	91
463176429	JOHNSTON HEALTH SERVICES CORP	N	\$92,958.31	132	92
811324691	MISSION COMMUNITY ANESTHESIOLO	N	\$17,067.89	131	58
562106086	NOVA MEDICAL ASSOCIATES	N	\$13,160.00	129	8
561329038	DELANEY RADIOLOGISTS PA	N	\$10,724.02	124	67
832048759	MISSION HEALTH MAUZY PHILLIPS	N	\$246,700.84	123	100
223849199	WAKE FOREST UNIV HEALTH	N	\$12,625.53	120	30
561936354	FIRSTHEALTH MONTGOMERY MEMORIAL HOSPITA	Y	\$199,787.76	118	72
562103816	TESFAYE D FANTA MD PLLC	N	\$10,010.64	111	26
452743520	DLP MARIA PARHAM MEDICAL CENTE	N	\$125,436.77	104	86
566000674	LENOIR MEMORIAL HOSPITAL	N	\$269,944.40	100	82
560986500	CAROLINAS PATHOLOGY GROUP PA	N	\$4,078.96	99	78
566000403	ECU SCHOOL OF MEDICINE CLINIC	N	\$19,466.68	96	59
272187756	CAROLINAS HOSPITALIST GROUP	N	\$11,045.66	95	32
562096233	GOLDSBORO EMERGENCY MED	N	\$20,331.68	95	54
200037960	PALLADIUM PRIMARY CARE	N	\$30,345.00	94	24
020759583	CAROLINAS EMERGENCY GROUP	N	\$22,342.28	93	82
561614999	RALEIGH EMERGENCY MED ASSOC	N	\$20,010.20	92	73
263291657	COLUMBUS EMERGENCY GROUP	N	\$17,319.02	90	68
562134518	ALLIANCE MEDICAL ASSOCIATES	N	\$50,582.62	90	27
561924599	PATHOLOGY ASSOC OF KINSTON	N	\$1,995.32	88	69
562119000	NEW HANOVER REGIONAL MEDICAL	N	\$23,342.52	88	64
621130266	EMERGENCY COVERAGE CORPORATION	N	\$22,651.46	87	72
561230477	RALEIGH PATHOLOGY LAB ASSOCIA	N	\$273.30	83	50
562049697	ATLANTIC UROLOGY	N	\$7,656.68	77	28
460837907	KINSTON PHYSICIANS GROUP PLLC	N	\$20,341.90	73	66
560653348	PENDER MEMORIAL HOSPITAL	Y	\$157,276.43	73	56
202013678	COGENT HEALTHCARE OF NORTH CAR	N	\$10,490.14	70	25
560945616	MECKLENBURG RADIOLOGY ASSOC	N	\$5,217.68	69	34
753108438	NC EMERGENCY PHYSICIANS LLC	N	\$18,708.74	69	57
561854829	WILMINGTON PATHOLOGY	N	\$567.52	68	49
823762961	COASTAL PLAINS PATHOLGY PA	N	\$0.00	67	49

561272769	SOUTHEAST ANESTHESIOLOGY CONSU	N	\$12,823.52	66	59
471511123	CHS ANESTHESIA SERVICES GROUP	N	\$11,081.43	65	36
561738035	RALEIGH INFECTIOUS DISEASE	N	\$2,964.46	65	16
832048706	HCA REGIONAL TRANSPORT SERV	N	\$153,736.09	63	52
853777599	NOVANT HEALTH NEW HANOVER	N	\$133,031.88	63	45
560603898	CENTRAL HARNETT HOSPITAL	N	\$69,492.94	62	51
562075806	EMP OF CRAVEN COUNTY PLLC	N	\$14,711.40	61	58
581588823	MOSES CONE HEALTH SYSTEM	N	\$104,725.43	61	50
200688168	CAROLINA RADIOLOGY CONSULTANTS	N	\$5,685.10	58	47
831481690	ROBESON EMERGENCY PHYSICIANS	N	\$14,048.14	58	47
560955519	PINEHURST PATHOLOGY CENTER INC	N	\$10.50	56	34
560989789	HALIFAX REGIONAL MEDICAL CENTER	Y	\$32,335.94	56	30
561274347	CAROLINA KIDNEY ASSOCIATES PA	N	\$6,603.28	54	4
203340355	SBN INCORPORATED	N	\$18,585.00	53	16
452436270	BEAUFORT HOSPITAL	Y	\$83,569.92	53	40
560547479	NOVANT HEALTH ROWAN MEDICAL CT	N	\$97,878.86	53	41
463846081	SENTARA ALBEMARLE MEDICAL CENT	N	\$65,377.74	52	32
561398929	CAROLINAS MEDICAL CENTER	N	\$101,060.72	52	24
203566888	HOSPITAL PHYSICIAN SERVICES	N	\$6,337.14	51	12
561752877	SANDHILLS EMERGENCY PHY	N	\$12,278.08	51	38
202053449	ANESTHETIX OF LEXINGTON PLLC	N	\$9,595.05	50	24
311731843	STANLY COUNTY IMAGING PLLC	N	\$3,868.90	47	31
562133831	CAPE FEAR VALLEY NEUROLOGY	N	\$935.92	47	8
201442673	EAST CAROLINA ANESTHESIA ASSOCIATES	N	\$9,362.53	45	25
452909143	PERSON MEMORIAL HOSPITAL	N	\$32,874.02	44	41
562003393	EAST CAROLINA HEALTH	N	\$51,488.27	43	23
562072002	BERTIE MEMORIAL HOSPITAL	Y	\$71,606.76	43	37
463774942	FIRSTHEALTH MOORE REG	N	\$7,732.94	42	11
560562304	SAMPSON REGIONAL MED CTR	N	\$27,188.58	41	27
821985821	BULL CITY PHYSICIANS	N	\$11,207.60	41	36
471182549	NASH HEALTHCARE SYSTEM PHYSICI	Y	\$6,093.38	39	26
560845796	CAPE FEAR VALLEY HARNETT	N	\$18,816.21	39	10
472188113	ROWAN MEDICAL CENTER	N	\$11,030.56	35	31
560636250	COMMUNITY GENERAL HOSPITAL	N	\$27,697.15	34	25

581728803	NOVANT MEDICAL GROUP INC	N	\$8,734.29	33	19
560552787	NORTH CAROLINA BAPTIST HOSPITA	N	\$13,676.87	32	18
264212594	CEP IM-POLLOCKSVILLE	N	\$5,743.92	31	27
561925492	EASTERN CAROLINA GASTROENTEROL	N	\$562.08	31	3
812808787	NORTH CAROLINA NEPHROLOGY	N	\$2,835.84	31	9
561341091	JAMES S COXE III MD PA	N	\$2,013.54	28	7
800249057	MOSES CONE PHYSICIAN SERV	N	\$7,334.04	28	14
010590818	WESTERN PIEDMONT ANESTHESIA PA	N	\$4,362.22	27	21
560554202	CALDWELL MEMORIAL HOSPITAL	Y	\$46,761.77	27	14
561079264	TRIANGLE ORTHOPAEDIC ASSOCIATE	N	\$22,748.80	27	17
562054060	COASTAL CAROLINA HEALTHCARE	N	\$1,366.92	27	17
461116325	MARIA PARHAM MEDICAL CENTER	N	\$9,246.70	26	23
560988429	ROWAN DIAGNOSTIC CLINIC	N	\$3,579.10	26	5
561318509	WALTERS SURGICAL ASSOCIATES	N	\$10,640.15	26	22
561383107	BLUE RIDGE PATHOLOGY ASSOC	N	\$1,920.94	26	24
262117648	WESTERN CAROLINA EMERGENCY	N	\$6,217.02	25	21
560945618	DURHAM RADIOLOGY ASSOC INC	N	\$1,158.72	25	19
561025986	BOICE WILLIS CLINIC PA	N	\$4,448.56	25	17
810691912	CENTRAL CAROLINA HOSPITAL	N	\$23,738.06	25	21
823693569	SAMPSON REGIONAL EMERGENCY	N	\$3,221.28	25	20
205383005	TRIAD RADIOLOGY ASSOCIATES PLL	N	\$1,633.70	24	18
843423815	ROBESON HOSPITALIST GROUP PLLC	N	\$3,671.24	24	9
452702114	CATAWBA VALLEY MEDICAL GROUP	N	\$3,434.00	23	16
263284490	WATERWAY EMERGENCY PHYSICIANS	N	\$6,115.26	22	17
561748928	NOVANT HEALTH	N	\$2,725.95	22	17
562002729	RALEIGH NEUROLOGY ASSOC	N	\$1,787.64	22	10
900084133	RANDOLPH PULMONARY AND SLEEP	N	\$5,078.50	22	8
200943360	OBAN ANESTHESIA ASSOCIATES PLL	N	\$2,687.02	21	16
320546888	PASQUOTANK RIVER INPT SRVC	N	\$4,266.64	21	7
560952955	CARTERET GENERAL HOSPITAL	N	\$21,135.98	21	17
300811171	RUTHERFORD REGIONAL MEDICAL	N	\$27,842.82	20	18
560619359	CAROMONT REGIONAL MED	N	\$12,737.63	20	15
561883003	UNC ORAL AND MAXILLOFACIAL	Y	\$27,455.15	19	19
264572758	TOTAL RADIOLOGY SOLUTIONS PA	N	\$735.38	18	14
561022170	SE PATHOLOGY ASSOC PA	N	\$357.50	18	13
561585126	CLINTON X RAY ASSOC	N	\$1,298.90	18	17
020655241	CAROLINA SURGERY AND CANCER CT	N	\$12,536.22	17	14

562003095	GOLDSBORO ENDOSCOPY CENTER	N	\$13,883.59	17	16
264762805	SE REGIONAL PHYSICIAN SERVICES	N	\$2,491.24	16	12
274255298	THE WOUND CARE CENTER	N	\$1,703.40	16	8
453576100	LORIS SEACOAST HOSPITALIST	N	\$8,207.62	15	5
560928089	NOVANT HEALTH FORSYTH MED CTR	N	\$9,731.84	15	10
562164799	MOUNTAIN AREA PATHOLOGY PA	N	\$2,288.74	15	13
203382242	REGIONAL ANESTHESIA PLLC	N	\$7,278.67	14	12
561101912	LAUCHWOOD PATHOLOGY ASSOCIATES	N	\$1,424.32	14	12
561980160	WILMINGTON HEALTH PLLC	N	\$6,739.26	14	5
582670529	VALLEY RADIOLOGY ASSOCIATES	N	\$791.36	14	8
832794560	PIEDMONT TRIAD PHYSICIANS PLLC	N	\$3,084.34	14	9
203758250	ECKERT PATHOLOGY ASSOC PA	N	\$832.18	12	12
270892198	EMERGENCY MEDICINE PHYS MECKLE	N	\$2,672.30	12	12
560543238	LEXINGTON MEMORIAL HOSPITAL	N	\$21,732.91	12	9
562211989	WILMINGTON GASTROENTEROLOGY	N	\$1,294.80	12	6
621824657	CARTERET HEARTH CARE	N	\$2,969.06	12	10
830343789	WILKES REGIONAL MEDICAL CENTER	N	\$7,531.16	12	10
831163980	GEM CAPITAL PHYSICIANS PLLC	N	\$2,917.20	12	11
560946593	PIEDMONT PATHOLOGY ASSOC	N	\$434.12	11	8
561988924	FAYETTEVILLE HEART CENTER	N	\$475.72	11	6
263807951	CAROLINA UROLOGY ASSOCIATION	N	\$2,699.90	10	6
560530234	RANDOLPH HOSPITAL INC	Y	\$3,887.45	10	6
561249099	WAYNE INTERNAL MEDICINE ASSOCI	N	\$1,080.56	10	10
562092168	EASTERN MEDICAL ASSOCIATES PA	N	\$634.36	10	8
830339604	FOOT AND ANKLE ASSOCIATES	Y	\$0.00	10	2
453275682	NORTHERN CAROLINA SURGICAL	N	\$2,507.55	9	4
455512980	DHP OF NORTH CAROLINA PC	N	\$778.56	9	2
541956451	GRACE CARE LLC	N	\$561.93	9	9
560988142	GASTON RADIOLOGY PA	N	\$684.46	9	9
561560394	CRAVEN PATHOLOGY ASSOC INC	N	\$291.08	9	9
562146806	SURGICAL ASSOCIATES OF ASHEBOR	N	\$6,963.66	9	8
621828303	WILLIAMSTON CLINIC CORPORATION	N	\$843.96	9	1
260717903	KND DEVELOPMENT 59 LLC	N	\$1,314.30	8	7
262122284	CENTRAL EMERG PHYSICIANS	N	\$1,755.60	8	8
300554775	GUILFORD NEUROLOGIC ASSOCIATES	N	\$837.08	8	6
454088317	FIRSTHEALTH CARDIOLOGY	N	\$593.24	8	7



560532141	MISSION HOSPITALS INC	N	\$171.74	8	2
560941982	FORSYTH MEDICAL CENTER	N	\$1,881.80	8	6
561588015	PATHOLOGISTS DIAGNOSTIC	N	\$223.50	8	8
815399431	EAST CAROLINA SURGICAL	N	\$1,171.20	8	2
462249157	HARNETT EMERGENCY PHYSICIANS P	N	\$2,514.76	7	6
560554230	NOVANT HEALTH	N	\$21,520.79	7	4
562090507	EAR SINUS & ALLERGY CENTER PA	N	\$8,824.23	7	6
562197602	NORTHEASTERN ORTHOPEDICS	N	\$6,971.81	7	7
275464661	APOGEE MEDICAL GROUP NORTH	N	\$976.00	6	3
311725913	FORSYTH MEDICAL GROUP LLC	N	\$367.08	6	4
320504741	FIRSTHEALTH CARDIOLOGY PMC	N	\$650.10	6	6
561093722	ORTHOCAROLINA PA	N	\$7,362.47	6	4
561150163	ASHEVILLE GASTROENTEROLOGY	N	\$1,775.23	6	5
561634662	EASTERN NEPHROLOGY ASSOCIATES	N	\$0.00	6	3
562276994	DAVIE COUNTY HOSPITAL	N	\$14,703.11	6	2
582182663	GLOBAL DIAGNOSTICS	Y	\$627.60	6	6
650691102	ACS PRIMARY CARE PHYSICIANS	N	\$1,258.82	6	5
202935692	MCLEOD CARIOTHORACIC VASCULAR	N	\$1,045.48	5	2
205740206	GRAYSTONE EYE SURGERY	N	\$7,349.15	5	5
271485099	TELE-PHYSICIANS PC	N	\$375.00	5	3
272528143	ASSOCIATED UROLOGISTS OF NC PA	N	\$154.00	5	4
273540235	FAMILY FOOT & ANKLE PHYSICIANS	N	\$735.16	5	2
352547114	FRYE REGIONAL MEDICAL CENTER	N	\$4,256.95	5	4
452565889	ACME MEDICAL SPECIALTIES PLLC	N	\$2,754.62	5	5
560950412	CATAWBA VALLEY MEDICAL CENTER	N	\$2,703.52	5	4
561335864	CAROLINA DIGESTIVE HLTH ASSOC	N	\$1,691.42	5	4
562101090	EAST CAROLINA HEALTH CHOWAN	Y	\$5,871.83	5	5
562109998	NC SPECIALTY HOSPITAL	N	\$35,463.23	5	5
571049603	CAROLINA RADIOLOGY	N	\$117.02	5	3
202728271	CALDWELL EMERGENCY MEDICAL	N	\$793.42	4	3
320512118	DLP CENTRAL CAROLINA MEDICAL	N	\$214.64	4	1
465477125	GASTONIA PHYSICIAN SERVICES	N	\$1,241.06	4	4
560532129	DUHS REFERRAL LAB	N	\$1,282.88	4	4
561723064	CABARRUS PATHOLOGY ASSOCIATES	N	\$0.00	4	3
561782802	CAROLINA KIDNEY CARE	N	\$425.86	4	1
561898263	EASTERN CAROLINA CARD PA	N	\$702.66	4	1
562093700	HERITAGE HOSPITAL	Y	\$1,069.96	4	2

113827203	RANDOLPH SPECIALITY GROUP	N	\$1,749.30	3	3
201442636	METROLINA EYE CARE PA	N	\$3,676.50	3	3
204493013	BURGAW MEDICAL CENTER PC	N	\$289.10	3	1
260219755	CAROLINA ORTHOPEDIC AND SPORTS	N	\$4,456.26	3	3
261671435	EAST CAROLINA ENDOSCOPY	N	\$1,913.10	3	3
263283007	CAROLINA INFECTIOUS DISEASES C	N	\$0.00	3	2
264592192	ALBEMARLE HOSPITAL	N	\$727.98	3	1
453027678	PERSON HEALTH GASTROENTEROLOGY	N	\$271.02	3	3
465137699	DLP RUTHERFORD PHYSICIAN PRACT	N	\$1,421.36	3	2
560532309	HIGH POINT REGIONAL HOSPITAL	Y	\$0.00	3	1
560942980	PINEHURST MEDICAL CLINIC	N	\$521.34	3	1
561087391	FRYE REGIONAL MEDICAL CTR	N	\$834.00	3	3
561109834	FOREST CITY EYE CLINIC	N	\$4,031.24	3	3
561251665	GASTROENTEROLOGY ASSOCIATES	N	\$1,915.97	3	3
561544884	COASTAL RADIOLOGY ASSOCIATES	N	\$0.00	3	1
561804872	GREGORY GRIDLEY PHD	N	\$245.00	3	3
561807685	WAKEMED RALEIGH OUTPT	N	\$1,182.20	3	2
561814740	ALBEMARLE GASTRONOLOGY ASSN	N	\$227.50	3	1
561931176	PINEHURST ANESTHESIA	N	\$0.00	3	2
561972669	GASTROENTEROLOGY ASSOC	N	\$227.66	3	1
562201439	SCOTLAND MEDICAL CTR	N	\$0.00	3	1
593725585	NEOGENOMICS LABORATORIES	N	\$147.22	3	2
200067898	WNC EYE SURGERY CENTERS INC	N	\$3,506.72	2	1
201394536	PIEDMONT TRIAD ANESTHESIA PA	N	\$349.93	2	2
205562797	EYE SURGERY CENTER OF THE CARO	N	\$3,487.04	2	2
261891465	APOGEE MED GRP-VIRGINIA	N	\$364.66	2	1
272148485	SAMPSON REGIONAL HOSPITALISTS	N	\$763.00	2	2
300700851	NC PODIATRIC PHYSICIANS	N	\$1,951.48	2	2
462847732	NC GROUP SERVICES PLLC	N	\$398.54	2	2
540924211	DANVILLE RADIOLOGISTS	N	\$16.10	2	2
541840230	PATHOLOGY SCIENCES MEDICAL GRP	N	\$127.04	2	1
542100516	ANDREW J HUTCHINSON DO PA	N	\$558.56	2	2
560887181	NEW HANOVER REGIONAL MEDICAL C	Y	\$8,352.76	2	2
560948235	GREENSBORO PATHOLOGY	N	\$255.22	2	2
561014346	PINEHURST RADIOLOGY GROUP	N	\$19.24	2	2

561120277	CAROLINAS CENTER FOR SURGERY	N	\$1,760.23	2	2
561242980	DIGESTIVE HEALTH SPECIALISTS	N	\$1,869.88	2	2
561376368	NOVANT HEALTH MATTHEWS MEDICAL	N	\$5,342.63	2	2
561385193	CAROLINA ANESTHESIOLOGY PA	N	\$758.88	2	1
561777611	JONATHAN NESTOR MD	N	\$0.00	2	2
562003096	DIGESTIVE DISEASE CENTER PA	N	\$938.60	2	1
562016630	CAROLINA CRANIOSPINAL NEURO	N	\$3,460.88	2	2
562035786	RANDOLPH HOSPITAL ER	N	\$0.00	2	1
562137574	COASTAL PULMONARY MEDICINE PA	N	\$443.10	2	1
760725938	CAPE FEAR VALLEY ANESTHESIA	N	\$278.26	2	2
810934442	SENTIENT PHYSICIANS PC	N	\$3,133.86	2	2
823132187	ANESTHESIOLOGY CONSULT OF NORT	N	\$149.67	2	1
832048888	MH MISSION HOSP MCDOWELL	N	\$395.74	2	2
050588771	CFVHS ED PHYSICIANS	N	\$306.44	1	1
113720458	SMITHFIELD PULMONOLOGY PA	N	\$49.14	1	1
202028539	SOVAH HEALTH	N	\$993.38	1	1
202306545	COASTAL INFECTIOUS DISEASE	N	\$528.32	1	1
202557036	ATLANTIC GASTROENTEROLOGY PA	N	\$422.94	1	1
202999870	PIEDMONT PSYCHIATRIC ASSOCIATI	N	\$15.30	1	1
208255293	DIMITRIOS LINTZERIS	N	\$84.28	1	1
261341919	CUMBERLAND CARDIOLOGY	N	\$173.20	1	1
263847109	PORT CITY NEUROSURG & SPINE	N	\$0.00	1	1
271103230	FIRST FLIGHT EMERGENCY	N	\$0.00	1	1
352412005	UNC HEALTH CARE	Y	\$7,747.92	1	1
371791448	SARMC ANESTHESIA SPECIALISTS	N	\$0.00	1	1
412007905	VIRTUAL RADIOLOGIC	N	\$171.60	1	1
450904590	DANVILLE PATH BILLING CO LLC	N	\$0.00	1	1
462726702	FIRSTHEALTH BEHAVIORAL	N	\$237.16	1	1
465641757	CLINTON SURGICAL PLLC	N	\$351.02	1	1
474617440	CHAMPION HEART AND VASCULAR CE	N	\$0.00	1	1
474828383	VIDANT RADIATION ONCOLOGY LLC	N	\$1,517.26	1	1
560941814	RALEIGH ORTHOPAEDIC CLINIC PA	N	\$0.00	1	1
560963485	CAROLINA NEUROSURGERY AND SPIN	N	\$143.20	1	1
560963510	EASTERN CAROLINA ENT	N	\$143.50	1	1
560963525	MID CAROLINA RADIOLOGY	N	\$16.10	1	1
561025032	BLUE RIDGE MEDICAL CENTER GENE	Y	\$0.00	1	1

561047051	CAPE FEAR ORTHOPAEDIC CLINIC	N	\$1,133.66	1	1
561066512	FAYETTEVILLE ORTHOPAEDIC	N	\$2,411.82	1	1
561340424	MEDICAL PARK HOSPITAL INC	N	\$4,390.04	1	1
561473023	PIEDMONT STONE CENTER	N	\$1,260.00	1	1
561572881	DURHAM NEPHROLOGY	N	\$91.00	1	1
561612811	CLINTON AREA PATHOLOGY SVCS	N	\$63.52	1	1
561634383	CAPE FEAR CARDIOLOGY ASSOC PA	N	\$0.00	1	1
561688824	CUMBERLAND ANESTHESIA	N	\$0.00	1	1
561754482	FAYETTEVILLE AMBULATORY	N	\$1,537.22	1	1
561896112	CHARLOTTE EENT ASSOCIATES	N	\$1,181.06	1	1
562066152	MID ATLANTIC EMERGENCY MED	N	\$812.90	1	1
562095763	ALLEN ORTHOPEDICS	N	\$2,063.68	1	1
562110314	MUNTHER S TABET MD PA	N	\$213.62	1	1
562151484	COASTAL CAROLINA ENT	N	\$636.96	1	1
562210711	CAROLINA HAND AND SPORTS MED	N	\$3,815.96	1	1
562238461	EASTERN CARDIOLOGY PA	N	\$122.36	1	1
571023634	AMERICAN ANESTHESIOLOGY OF SOU	N	\$112.48	1	1
621695507	ASSOCIATED PATHOLOGISTS LLC	N	\$103.38	1	1
621749107	MARTIN GENERAL HOSPITAL	N	\$4,717.93	1	1
812786504	ARCADIA PATHOLOGY NETWORK PLLC	N	\$18.50	1	1
814497668	DLP FRYE MEDICAL GROUP	N	\$173.20	1	1
832048854	TRANSYLVANIA REG HOSPITAL	N	\$2,538.70	1	1
			<b>\$23,676,686.22</b>	<b>21,855</b>	<b>11,344</b>

(7) The total cost and volume for the previous fiscal quarter for emergency room visits originating from Central Prison and NCCIW Hospitals to UNC Hospital, UNC Rex Healthcare, and WakeMed Hospital.

Facility	TIN	Provider Name	Volume of Claims	Cost	Paid
CENTRAL PRISON	561118388	UNIV OF NC HOSPITALS	5	\$7,839.00	\$4,156.44
CENTRAL PRISON	561509260	NC HEART AND VASCULAR	23	\$55,525.00	\$23,840.67
CENTRAL PRISON	566017737	WAKEMED	67	\$118,745.28	\$21,991.76
NC CI WOMEN	561118388	UNIV OF NC HOSPITALS	2	\$2,029.00	\$1,396.67
NC CI WOMEN	561509260	NC HEART AND VASCULAR	12	\$30,026.00	\$15,430.73
NC CI WOMEN	566017737	WAKEMED	128	\$252,156.01	\$45,839.36
			<b>237</b>	<b>\$466,320.29</b>	<b>\$112,655.63</b>

**(8) The total payments for Medicaid and non-Medicaid eligible inmates to UNC Hospitals, UNC Rex Healthcare, and WakeMed Hospital, including the number of days between the date the claim was filed and the date the claim was paid.**

TIN	Provider Name	Paid	Average Days from Rec'd	Volume of Claims
561118388	UNIV OF NC HOSPITALS	\$6,456,537.60	15	2227
561509260	NC HEART AND VASCULAR	\$689,469.63	32	306
566017737	WAKEMED	\$387,163.83	9	135
		<b>\$7,533,171.06</b>	<b>19</b>	<b>2668</b>

**(9) A list of hospitals under contract. To date, DPS has contracted with twenty-three (23) healthcare systems across the state. The systems are listed below:**

Ashe Memorial Hospital  
 Blue Ridge Regional Hospital  
 Blue Ridge Healthcare System  
 Caldwell Memorial Hospital  
 Catawba Valley Medical Center  
 Chatham Hospital Inc  
 CHS Blue Ridge Morganton  
 CHS Blue Ridge Valdese  
 First Health Richmond Memorial  
 Halifax Memorial Hospital  
 High Point Regional Hospital  
 Kindred Hospital Greensboro  
 Montgomery Memorial Hospital  
 Moore Regional Hospital  
 Nash General Hospital  
 New Hanover Regional Hospital  
 Pender Memorial Hospital  
 Randolph Hospital, Inc  
 Rex Healthcare  
 University of NC Hospitals  
 Vidant Medical Center  
 Vidant – Heritage, Outer Banks, Beaufort  
 Vidant - Bertie, Chowan, Duplin, Roanoke Chowan

\*An attempt to slowly bring on site clinics began this quarter. Statistics from the outpatient specialty clinics held at Central Prison Healthcare Complex (CPHC) reveal that 825 patients were evaluated. Clinics conducted at CPHC included podiatry, orthopedics, orthotics, audiology, nephrology,

ophthalmology, optometry, and telemedicine. Statistics from NCCIW reveal that 649 specialty encounters occurred during the same timeframe.

Further statistics from the surgical center at CPHC reveal that no outpatient surgical procedures were performed during this quarter. In addition, 150 MRI studies were performed in the mobile MRI unit at CPHC.

**(10) The reimbursement rate for contracted providers**

Provider Name	TIN	Contract Rate
CHS BLUE RIDGE MORGANTON	560529976	70% of billed or 200% Medicare (lesser of)
MH BLUE RIDGE MED CENTER	832048759	70% of billed or 200% Medicare (lesser of)
CATAWBA VALLEY MEDICAL CENTER	560789196	Outpatient: 70% of billed or 200% Medicaid Inpatient: 31% of billed charges
ROANOKE CHOWAN HOSPITAL	562003393	70% of billed or 200% Medicare (lesser of)
EAST CAROLINA HEALTH CHOWAN	562101090	70% of billed or 200% Medicare (lesser of)
BERTI MEMORIAL HOSPITAL	562072002	70% of billed or 200% Medicare (lesser of)
HERITAGE HOSPITAL	562093700	70% of billed or 200% Medicare (lesser of)
THE OUTER BANKS HOSPITAL INC	562112733	70% of billed or 200% Medicare (lesser of)
PITT COUNTY MEMORIAL HOSPITAL	560585243	70% of billed or 200% Medicare (lesser of)
BEAUFORT HOSPITAL	452436270	70% of billed or 200% Medicare (lesser of)
DUPLIN GENERAL HOSPITAL	566011594	70% of billed or 200% Medicare (lesser of)
FIRSTHEALTH	561936354	62% of billed or 260% Medicaid (lesser of)
KINDRED HOSPITAL GREENSBORO	522085555	53% of billed charges
CALDWELL MEMORIAL HOSPITAL	560554202	240% Medicare
UNIV OF NC HOSPITALS	561118388	240% Medicare
CHATHAM HOSPITAL	560611546	240% Medicare
REX HOSPITALS INC	561509260	240% Medicare
NOVANT HEALTH NEW HANOVER REGIONAL MEDICAL CENTER	853777599	70% of billed or 200% Medicare (lesser of)
NEW HANOVER REGIONAL MEDICAL	560887181	70% of billed or 200% Medicare (lesser of)
PENDER MEMORIAL HOSPITAL	560653348	70% of billed or 200% Medicare (lesser of)
SCOTLAND MEMORIAL HOSPITAL	560583151	70% of billed or 200% Medicare (lesser of)