



2000

Annual Report

Governor Michael F. Easley

NORTH CAROLINA DEPARTMENT OF JUVENILE JUSTICE & DELINQUENCY PREVENTION

Calendar Year 2000 Annual Report

Produced by DJJDP Research and Planning Team

NC Department of Juvenile Justice
and Delinquency Prevention
410 South Salisbury Street
Raleigh, North Carolina 27610
919-733-3388
www.juvjus.state.nc.us

TABLE OF CONTENTS

Management Team	1
Message from the Governor	2
Message from the Secretary	3
Department Overview	4
Reform of the Juvenile Code	6
Center For The Prevention Of School Violence.....	10
Division of Intervention and Prevention	12
Division of Special Initiatives.....	16
Division of Youth Development.....	19
Office of the Deputy Secretary	24
Division of Administrative Services	30
Future Focus	32
Definitions	34
Appendices	37
SOS Information	38
Community Program Admissions by County: Cy 2000	39
JCPC Funding Information: FY 2000 and FY 2001.....	40
Complaints Filed in Juvenile Court by County: CY 2000	41
YDC Admissions by County/Type Offense: CY 2000	42
YDC Commitments by Most Serious Committing Offense: CY 2000.....	43
Detention Center Admissions by County: CY 2000	44
North Carolina Juvenile Justice Facilities Map.....	45

THE DEPARTMENT OF JUVENILE JUSTICE AND DELINQUENCY PREVENTION

MANAGEMENT TEAM

Secretary George L. Sweat

Office of the Secretary

Deputy Secretary James W. Bowden

Office of the Deputy Secretary

Special Assistant Larry Dix

Office of the Secretary

Assistant Secretary Ken Foster

Division of Special Initiatives

Acting Assistant Secretary Donn Hargrove

Division of Intervention and Prevention

Chief Nancy C. Lowe

Research, Planning, Policy, and Grants

Acting Director Joanne McDaniel

Center for the Prevention of School Violence

Assistant Secretary Dwayne Patterson

Division of Administrative Services

Assistant Secretary Michael Schweitzer

Division of Youth Development



STATE OF NORTH CAROLINA
OFFICE OF THE GOVERNOR
20301 MAIL SERVICE CENTER • RALEIGH, NC 27699-0301

August 20, 2001

Dear North Carolinians:

It is with a great sense of pride and excitement that I join Secretary George L. Sweat in presenting this Annual Report on the first year of work of the North Carolina Department of Juvenile Justice and Delinquency Prevention.

Our juvenile justice system can well be seen as an extension of our education system. For every detention center, every wilderness camp, every treatment facility, every court counselor, every Juvenile Crime Prevention Council, in every county is a part of the plan to stop juvenile crime and to come alongside the youth to empower them to make good choices for their own lives.

North Carolina is strategically building a comprehensive continuum of juvenile intervention and treatment. The benefits will be immeasurable. Our streets will be safer, and we owe our citizens the greatest protection possible. Likewise, more of our young people will have an opportunity to succeed, and we do owe the youth of this state every opportunity to mature into the healthy and productive individuals they are capable of being.

I look forward to working with our new Department of Juvenile Justice and Delinquency Prevention and all of the people around the state who are involved with our Juvenile Crime Prevention Councils to improve the lives of our young people in North Carolina.

With kindest regards, I remain

Very truly yours,

A handwritten signature in black ink that reads "Mike Easley". The signature is written in a cursive, flowing style.

Michael F. Easley



A MESSAGE FROM THE SECRETARY

August 20, 2001

Dear Friends of Juvenile Justice:

We are delighted to present this inaugural Annual Report on the progress of the newly organized North Carolina Department of Juvenile Justice and Delinquency Prevention. This publication sets out the progress our State has made in keeping our communities safe from juvenile crime and the work that has been done to prevent juvenile delinquency.

When the General Assembly passed the Juvenile Justice Reform Act, it represented one of the most important developments in our justice system in modern history. In this first year, we brought together all of this State's existing juvenile justice programs and services under one umbrella. Today juvenile detention centers, juvenile court counselors, youth development centers, community-based prevention and intervention programs, and the Center for the Prevention of School Violence are all housed under a single agency. This improves communication and collaboration which equips our State to deliver services that are much more comprehensive, effective, and cost efficient.

Perhaps the most exciting and far-reaching development in this reorganized juvenile justice system has been the establishment of 100 Juvenile Crime Prevention Councils. These councils help this agency tap into the individual community assets to provide the best possible intervention and prevention services. Partnerships will be critical as our State relies less on institutions and more on community-based programs to provide the special support needed for youth now housed in our youth development centers. In the end we should have fewer juvenile institutions and more structured community-based programs.

In the first year of the life of this Department, North Carolina has greatly benefited. We look forward to engaging every facet of our State as we seek to make our communities safer, while we give our children and youth the support they need to mature into healthy adults.

Sincerely,

A handwritten signature in cursive script that reads "George L. Sweat".

George L. Sweat

Departmental Overview

MISSION

The Department's mission is to protect the citizens of North Carolina from juvenile crime by:

- building innovative prevention programs for all at-risk youth;
- providing services to develop juvenile delinquents into law-abiding citizens;
- using the Juvenile Crime Prevention Councils in each county to galvanize community leaders statewide to reduce juvenile crime; and
- providing both secure and alternative detention options for delinquent/undisciplined youth committed to the State's care.

GUIDING PRINCIPLES

The Department of Juvenile Justice and Delinquency Prevention is directed by five guiding principles:

Prevention

Effective prevention means educating people in North Carolina to be good citizens and good parents so our children can be raised in healthy, supportive environments and have good role models. By emphasizing prevention, we break the cycle of juvenile delinquency before it becomes a pattern.

Resources

We strive to provide timely, quality programs and be responsible stewards of all funding by evaluating programs for effectiveness.

Collaboration

Working together to plan and execute a support system for children and their families yields a seamless system for all public and private entities that share a common vision to help children.

Community Programming

It is critical to develop local programs for at-risk children and those involved in criminal activity.

Uniqueness of Childhood

Finally, we must balance the need to punish the few and protect the many.

These guiding principles together yield our motto: "Staying Focused on Youth...Putting Families First!"

CORE VALUES

The Department of Juvenile Justice and Delinquency Prevention values the following:

We value **CHARACTER** – honesty, integrity, fairness, and responsibility.

We value **COMMITMENT** – to the youth we serve, the work we do, each other.

We value **COLLABORATION** – with each other, responsively, proactively.

We value **COMMUNITY** – relationships, empowerment, trust.

We value **CUSTOMER SERVICE** – consistent treatment of external and internal customers.

We value **COMMUNICATION** – continuous, quality connections.

We value **"CAN DO"** attitudes – get the job done, whatever it takes...

EVOLUTION OF THE DEPARTMENT OF JUVENILE JUSTICE AND DELINQUENCY PREVENTION

1998

The “Juvenile Justice Reform Act” revamped the state’s juvenile justice system based on recommendations of the Governor’s Commission on Juvenile Crime and Justice. The legislation created more effective prevention for children; stronger efforts to get troubled youth back on track; tougher, more effective punishment; and a more efficient juvenile justice system. This reform merged the Division of Youth Services of the Department of Health and Human Services and the Juvenile Services Division of the Administrative Office of the Courts into the Office of Juvenile Justice, housed in the Office of the Governor.

1999

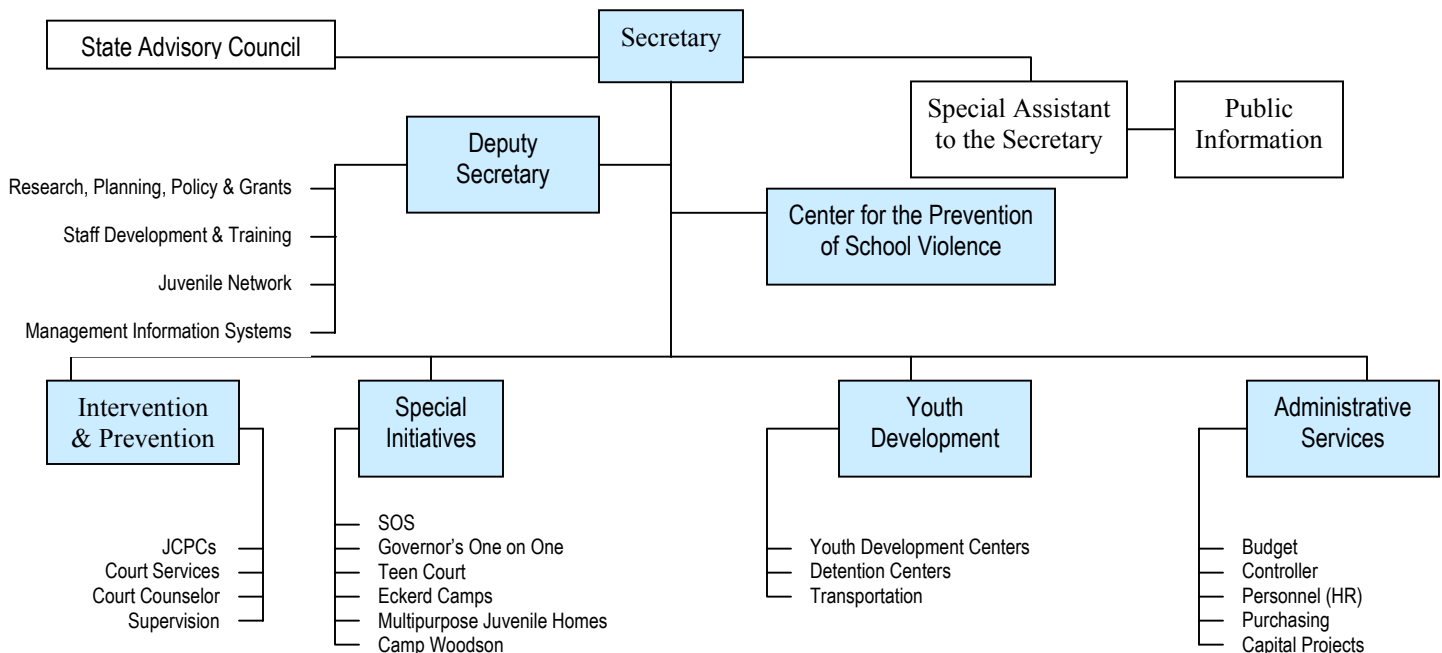
“The Office of Juvenile Justice (OJJ)” was established to coordinate all state efforts; help community leaders in all 100 counties develop Juvenile Crime Prevention Councils; and implement the new, tougher laws. OJJ was created after a transition team was developed to bring leaders together from merging agencies to develop a structure for OJJ, find a Director, and begin planning and implementation of the Juvenile Justice Reform Act.

2000

The Department of Juvenile Justice and Delinquency Prevention (DJJDP) was created by elevating the former Office of Juvenile Justice to cabinet-level status and moving the Center for Prevention of School Violence funding into the new department. George L. Sweat, Director of OJJ, was named Secretary of the new department on July 20, 2000, and was sworn into office on September 19, 2000, during the Hunt Administration.

As of December 31, 2000, the Department has 1,854 employees (vacancies not included) who are committed to carrying out the mission of this new agency. The structure of the agency is outlined below.

Organizational Chart for the NC Department of Juvenile Justice



In 1998, the General Assembly enacted the Juvenile Justice Reform Act as the most comprehensive reform of North Carolina's juvenile justice system in twenty years. Although the legislation was enacted in 1998, many of the major changes did not become effective until July 1, 1999. Some of these changes that began to affect the system substantially during calendar year 2000 are briefly described below.

Organizational Changes

On July 20, 2000, the North Carolina General Assembly established the Department of Juvenile Justice and Delinquency Prevention (DJJDP) to provide North Carolina with a single cabinet-level agency focused on deterring juvenile crime through prevention and intervention. The Department is charged with ensuring public safety, developing innovative prevention programs for youth, and assisting community leaders statewide to help in prevention and intervention efforts.

This organizational restructuring combined programs and services previously housed in separate agencies as well as separate branches of the State's government. Now community prevention and intervention programs, juvenile court counselors, youth development centers, juvenile detention centers, and the Center for the Prevention of School Violence are combined into a single agency.

Comprehensive Strategy

The North Carolina General Assembly based the Juvenile Justice Reform Act of 1998 on the Comprehensive Strategy for Serious, Violent, and Chronic Juvenile Offenders, created by the federal Office of Juvenile Justice and Delinquency Prevention. Based on research, the Comprehensive Strategy provides a framework of strategic responses to delinquency, and identifies effective programming as supported by research.

The Comprehensive Strategy is based on five general principals of an effective juvenile justice system:

- strengthen families;
- support core social institutions;
- promote delinquency prevention;
- intervene immediately and effectively when delinquent behavior occurs; and
- identify and control serious violent, and chronic offenders.

There are two principal components of the Comprehensive Strategy: preventing youth from becoming delinquent by focusing prevention programs on at-risk youth and improving the juvenile justice system's response to delinquent offenders through a system of graduated sanctions and a continuum of treatment alternatives.

The Comprehensive Strategy recognizes that juvenile justice agencies are part of a larger community of other child-serving agencies and programs. Prevention and intervention programs must be part of community programming to reflect the needs within all communities.

Community Planning

The Code sets up Juvenile Crime Prevention Councils (JCPCs) in each county to develop and implement a comprehensive community plan for delinquency prevention and intervention. Membership of the JCPC includes leaders of local government and the community. The JCPC is mandated to assess risk factors for youth in the community; assess the resources available to respond to the risk factors for juveniles; and develop prevention and intervention programs. JCPCs have been trained in a collaborative planning process developed by DJJDP with assistance from UNC-CH School of Social Work and Developmental Research and Programs, Inc.

Structured Decision Making

Systematic assessment and structured decision-making are elements of the Comprehensive Strategy that the new code has put into practice. Assessment tools are required by the code to assist the JCPC in appropriate development of programs and to assist the court and court counselors in appropriately placing youth in the continuum of services. The Department, with assistance from UNC-CH School of Social Work, developed a community risk assessment tool to assist JCPCs in making their comprehensive community plan.

The use of individual risk and needs assessment instruments enables judges and court counselors to help provide the most appropriate disposition and treatment options for a juvenile while protecting the community. Because a continuum of services with varying degrees of restrictiveness and treatment exists, judges and court counselors can select the most appropriate disposition, based on empirical data. Juveniles at lower risk of future offending may be served with options that provide less monitoring while juveniles at higher risk of offending need more supervision, structure and treatment. The diagram to the right illustrates examples of types of dispositions available within DJJDP and the community.

The new code adds a requirement that risk and needs assessments be conducted and contain information on the juvenile's educational, social, psychological, medical, and psychiatric background. Juvenile court counselors across the State began conducting risk and needs assessments on all adjudicated juveniles in November 2000.

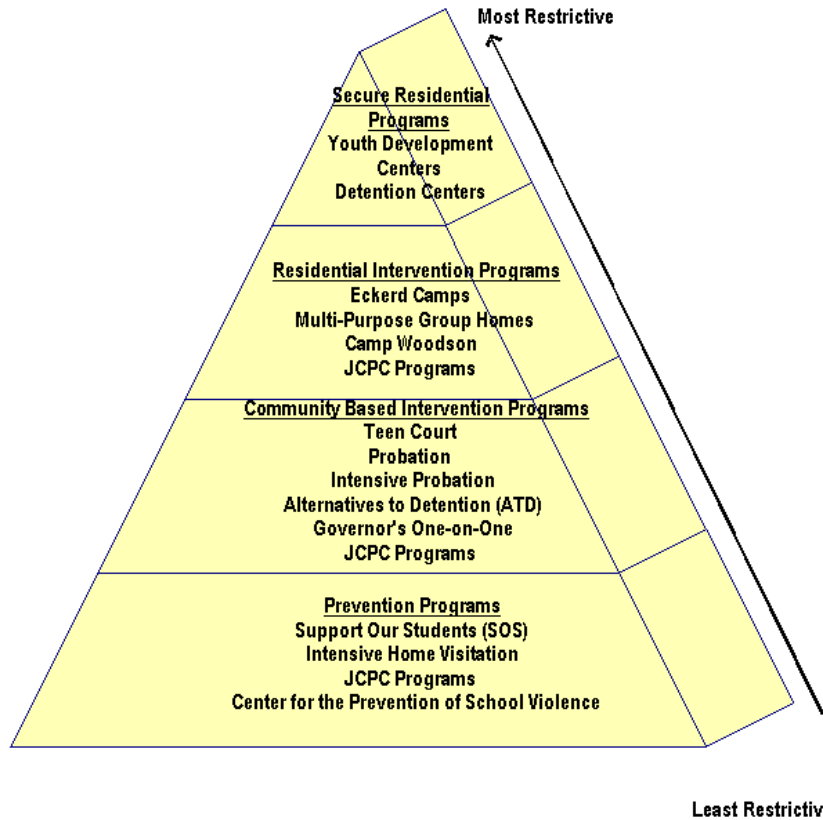
Dispositional Chart for Delinquent Juveniles

The North Carolina code structures decision-making regarding the disposition for delinquent juveniles in a disposition chart. As illustrated below, the chart indicates levels of dispositions that can be applied to a juvenile based on the seriousness of the offense committed and the juvenile's delinquency history. The chart sets out graduated treatment options with more violent or serious offenses generally receiving stricter sanctions than minor or misdemeanor offenses.

Also, a juvenile who has a lengthy history of delinquent behavior will generally receive a more restrictive sanction than a juvenile who has committed the same offense but does not have a history of delinquent behaviors.

The dispositional chart has three levels of offenses (violent, serious, and minor) and three levels of history of delinquency (low, medium, and high), yielding nine cells in the chart.

Each of the nine cells contains one or more levels of dispositional alternatives: Level 1, Community Dispositions; Level 2, Intermediate Dispositions; and Level 3, Commitment to the Department of Juvenile Justice and Delinquency Prevention system.



OFFENSE LEVEL	DELINQUENCY HISTORY LEVEL		
	LOW	MEDIUM	HIGH
VIOLENT	Level 2 or 3	Level 3	Level 3
SERIOUS	Level 1 or 2	Level 2	Level 2 or 3
MINOR	Level 1	Level 1 or 2	Level 2

INITIAL RESULTS OF CODE CHANGES

Undisciplined Juveniles

The new Juvenile Code revises the definition of “undisciplined juvenile” to include juveniles 16 and 17 years old who are regularly disobedient and beyond the disciplinary control of their parents, custodians, or guardians; or juveniles regularly found in places where it is unlawful for a juvenile to be; or those who run away from home for a period of more than 24 hours. The new Code also permits the court to find an undisciplined juvenile in contempt of court for willingly failing to comply with an order of the court. A contempt finding allows the judge to place a juvenile in an approved detention facility for a short stay.

Length of Commitment

The minimum commitment to a youth development center is now six months and such commitments have been reserved as a disposition for more serious offenders. It is also now possible for a juvenile’s length of stay in a youth development center to be extended beyond the eighteenth birthday if treatment goals are not met.

Post-Release Supervision

Revisions to the Juvenile Code require that the Department of Juvenile Justice and Delinquency Prevention must provide post-release supervision for all juveniles exiting youth development centers for a period of at least 90 days and not more than one year. This requirement does not affect the minimum length of stay of six months. Juvenile court counselors report back to the staff at the youth development centers on the progress that each juvenile is making in the community.

Flow Chart

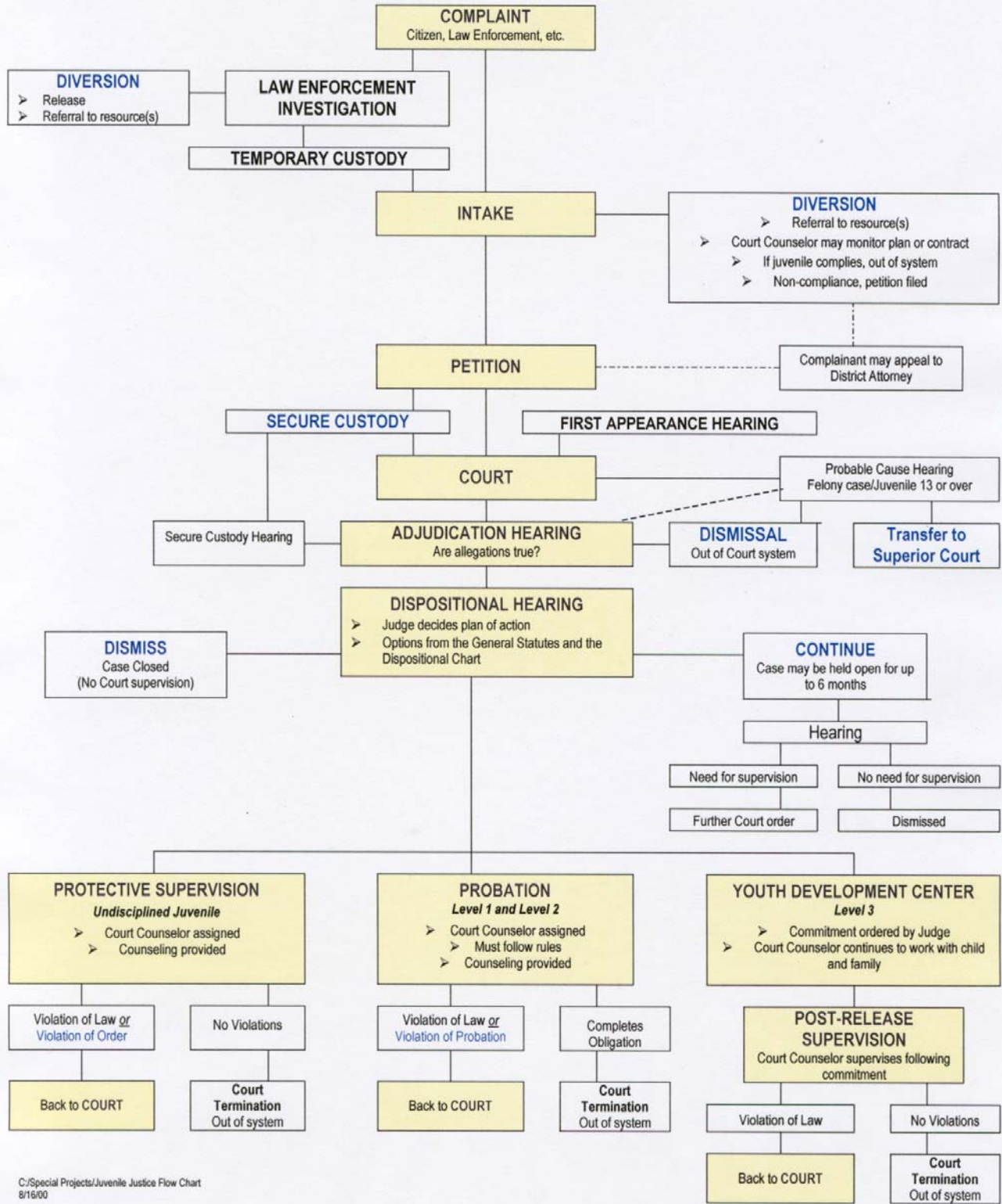
Many of the changes described earlier are illustrated in the flow chart of the juvenile justice process, found on the next page, or at http://www.juvjus.state.nc.us/counseling_services/flowchart.pdf.

Sentencing Commission Analysis

The North Carolina Sentencing and Policy Advisory Commission conducted the first analysis of cases processed under the new Juvenile Code. The sample study included 2,158 cases of all dispositions entered between September 1 and November 30, 2000, for juveniles adjudicated delinquent. The table below shows the distribution of cases by the offense level and disposition level.

OFFENSE LEVEL	DISPOSITION LEVEL			
	LEVEL 1: COMMUNITY	LEVEL 2: INTERMEDIATE	LEVEL 3: COMMITMENT	TOTAL
VIOLENT	0	123 (57.7%)	90 (42.3%)	213 (2.5%)
SERIOUS	634 (25.4%)	1,503 (60.3%)	357 (14.3%)	2,494 (30.0%)
MINOR	4,132 (73.6%)	1,327 (23.7%)	153 (2.7%)	5,612 (67.5%)
TOTAL	4,766 (57.3%)	2,953 (35.5%)	600 (7.2%)	8319 (100.0%)

NORTH CAROLINA JUVENILE JUSTICE PROCESS



CENTER FOR THE PREVENTION OF SCHOOL VIOLENCE

Purpose

The Center for the Prevention of School Violence was transferred to the Department of Juvenile Justice and Delinquency Prevention in CY 2000. This transfer has enhanced the Department's capacity to protect children and youth from violence in schools.

The Center seeks to ensure that schools are safe, secure, and conducive to learning. It collaborates with schools, school districts, the Department of Public Instruction and the University of North Carolina system as well as state agencies, law enforcement agencies, and community groups to carry out its mission.

Services

The Center is a primary resource for addressing the problem of school violence and promoting prevention strategies directed at curbing school violence.

As the Center integrated into the Department of Juvenile Justice and Delinquency Prevention, it enhanced the Department's ability to provide information on school violence, programs that create awareness and maintain a focus on school safety, and research and evaluation information on school violence.

School violence, as defined by fourteen required categories of criminal or violent incidents, which are reported statewide, has been in decline in North Carolina over the past few years. This decline, however, does not mean that efforts to make schools safer should end. Incidents of weapon possession, substance possession, and assault on school personnel dominate reporting in the state, accounting for 85% of reported incidents.

School Resource Officers

The Center's approach to school safety heavily emphasizes collaboration and comprehensiveness. Increasingly in North Carolina, collaboration has come about with the assignment of law enforcement officers, School Resource Officers (SROs), to schools. The Center tracks SRO assignments in the state and has evidenced a growth in SROs since the baseline year of 1996, from 296 officers to 567.

PROGRAMS SPONSORED BY THE CENTER FOR THE PREVENTION OF SCHOOL VIOLENCE

NC Safe Schools Tip Line

The North Carolina Safe Schools Tip Line is a comprehensive program that allows anyone in schools or communities to call in concerns about school safety. In existence since February 20, 2000, the Safe Schools Tip Line is an anonymous toll-free statewide number for reporting threats to school safety.

WAVE (Working Against Violence Everywhere) is the awareness campaign that accompanies the Tip Line. The WAVE campaign targets 600,000 5th - 12th grade students and includes wallet cards, brochures, and the WAVE America web site.

From February 20, 2000, to December 31, 2000, 385 calls were received through the Tip Line; 254 middle and high schools were enrolled in the WAVE awareness campaign. The Center tracks types of calls and school responses to these calls.

Teens, Crime, and the Community

TCC (Teens, Crime, and the Community) is a program that focuses on reducing teen victimization. Representing a comprehensive law-related education approach, TCC focuses on empowering teens with the knowledge that they can make a positive difference in their own lives, their schools, their communities and with each other. The Center is the state's coordinating agency for TCC.

Students Against Violence Everywhere

Students Against Violence Everywhere (S.A.V.E) encourages collaboration among students themselves. The Center sees students as critical actors in school and community efforts to make schools safer.

S.A.V.E is a student involvement initiative, which is organized with student chapters at the elementary, middle, and high school levels. Nonviolence is promoted, and alternatives to violence are taught. The Center serves as the State's main clearinghouse for S.A.V.E. The number of schools that have S.A.V.E initiatives is indicated in the chart to the right.

Safer Schools for All Students

Ultimately the Center's vision for every student in North Carolina is one that sees safer schools for all students; this is a vision that was moved one step closer to realization for North Carolina with the Center's transfer to the DJJDP.

S.A.V.E
<u>Sites by School Type</u>
Elementary Schools - 132
Middle Schools - 153
High Schools - 189
Other - 31
Total Number of Student Members- 55,493

DIVISION OF INTERVENTION AND PREVENTION

The Intervention and Prevention Division provides support to two major areas of North Carolina's juvenile justice system. The first area, community programs, is receiving funds from a local Juvenile Crime Prevention Council (JCPC). Each of the State's 100 counties has a council whose responsibility is to provide overall guidance in identifying the needs of the local community in preventing juvenile delinquency. The responsibility and membership of the council were established by General Statute as part of the revision of the Juvenile Code.

The second major area is juvenile court counseling services. Juvenile court counselors are assigned to each of the State's 39 court districts, and are responsible for: providing intake; protective supervision; probation; and post-release supervision services for delinquent and undisciplined juveniles.

Juvenile Crime Prevention Councils (JCPC)

By legislation, the North Carolina General Assembly has established its intent to develop community-based programs that will:

- serve as alternatives to commitment to youth development centers,
- provide community delinquency and substance abuse prevention strategies, and
- protect the community and juveniles.

These programs and services are planned at the local level by each county's JCPC, in partnership with the State.

Each year, JCPCs conduct a planning process that includes a review of the needs of juveniles in the county who are at risk of delinquency or who have been adjudicated undisciplined or delinquent. In addition, each JCPC reviews available resources and prioritizes community risk factors for youth, families, and for the community to determine the services needed.

The JCPCs develop and advertise requests for proposals and submit plans for the expenditure of funds to county commissioners for approval. In addition, JCPCs evaluate the performance of programs for juveniles and the services they provide; increase public awareness of the causes of delinquency; and develop strategies to intervene and appropriately respond to and treat the needs of juveniles at risk of delinquency.

JUVENILE CRIME PREVENTION COUNCILS

Establishment of Juvenile Crime Prevention Councils

Juvenile Crime Prevention Councils have been established in all 100 counties. All JCPCs meet certification standards for membership and operations. A database of members of all JCPCs is maintained in the Department's central office.

Comprehensive Community Plans

The Department of Juvenile Justice and Delinquency Prevention adapted the Communities that Care operating system and the Comprehensive Strategy into a collaborative planning process for use by Juvenile Crime Prevention Councils in developing community plans. The adapted process provides research-based tools to help communities promote the positive development of children and youth through prevention and intervention programs. The local community uses its own data profile in planning.

Training for JCPC Members

The Department presented a four-day training series for each JCPC on the planning process to include the following areas: orientation; assessing community risks and juvenile justice needs; assessing community resources; and implementation.

Funding by County

For FY 1999-2000, \$21,724,625 was allocated for JCPC programs. A list of allocations for each county is contained in the appendices.

Juveniles Served by JCPCs

During CY 2000, 16,154 juveniles were admitted into JCPC programs that received funding from DJJDP. A list of program admissions by county is contained in the appendices of this report; and a list of program admissions by type is shown to the right.

<u>Program Type</u>	<u>Admissions</u>
Restitution Services	4,995 (30.9%)
Counseling Services	3,959 (24.5%)
Guided Growth Programs	1,989 (12.3%)
Psychological Services	1,679 (10.4%)
Restorative Intervention Services	1,031 (6.4%)
Home-Based Family Services	921 (5.7%)
Temporary Shelter Care	637 (3.9%)
Juvenile Treatment Centers	441 (2.7%)
Runaway Shelter Care	204 (1.3%)
Residential Group Homes	156 (1%)
Adult Volunteers	56 (.3%)
Specialized Foster Care	47 (.3%)
Temporary Foster Care	25 (.2%)
Sexual Offender Treatment	14 (.1%)
Total	16,154

JUVENILE COURT COUNSELORS

Services

Court counseling services provide intake, probation, and post-release services to juveniles who come before the District Courts for delinquency matters.

If a complaint is filed alleging a juvenile is undisciplined or delinquent, a court counselor meets with the juvenile and parent to determine whether the complaint should be approved for an adjudication hearing in court, be diverted to a community program, or be released without any further requirements. If the juvenile is adjudicated in court, then the juvenile receives a risk assessment to compute a rating, which considers family, community, and personal history information. In addition, the court counselor conducts a needs assessment to determine the treatment needs of the juvenile. Both instruments assist the judge in making a disposition.

In CY 2000, complete demographic information on juveniles under court supervision was unavailable; however, a one-day snapshot is available. The resulting demographic data is represented in the "One-Day Snapshot" box.

Intake Data

In CY 2000, juvenile court counselors processed 30,564 juveniles through intake. Of these, 18,464 or 60% were approved for court. Approximately 84% of the approved cases were for delinquent behavior and 16% for undisciplined behavior.

Of the intake population, 40%, or 12,100 cases were not approved or were diverted to a community program. Of these cases, 83% were for delinquent behavior and 17% for undisciplined behavior.

Juveniles Served

The one-day snapshot conducted on June 30, 2000, reveals that there were 7,790 juveniles under supervision at that time. The largest percentage of these juveniles was under regular probation supervision by juvenile court counselors.

Other types of supervision available include Intensive Probation, Protective Supervision, Post-Release Supervision, and Alternatives to Detention. The number under each type of supervision can be found in the shaded box on the adjacent page. Definitions for each of these levels of supervision can be found in the definitions section, at the rear of this document.

Community-based Gender Specific Services

A special gender specific project, designed to create a continuum of services for girls in the community is being piloted in Cumberland County. "Stop the Madness," funded by a Challenge grant, addresses the issues that surround substance abuse and delinquent behavior in adolescent females.

One-Day Snapshot

June 30, 2000

Juveniles Under Court Ordered Supervision:

7,790

Supervision by Gender

Males- 78%

Females- 22%

Supervision by Race

Black- 48%

White- 45%

American Indian- 4%

Other- 2%

Supervision by Age

(14-16)- 71%

(11-13)- 22%

(>16)- 5%

(<10)- 2%

of 2001, staff will design and test data collection procedures and maintain the results of the risk assessment in a client-specific database.

Juvenile Risk Assessment

A risk assessment instrument was developed by a focus group composed of DJJDP staff and criminal justice researchers, who reviewed risk assessment instruments from several other jurisdictions prior to recommending this assessment. The risk assessment is composed of nine items that describe delinquency history or behavior. Each of these items demonstrates a strong statistical relationship to juvenile recidivism in other jurisdictions.

The nine risk items are summed and the risk classification assigned, based on the juvenile's total risk score; a high-risk case has a higher total risk score than a low risk case. In studies conducted in other jurisdictions, high-risk juvenile offenders have proven to be three or four times more likely to be referred for new offenses than low-risk cases.

Consequently, the risk classification is based on the juvenile's total risk score relative to other juveniles. Risk assessment is one of the most important managerial tools in the model classification system recommended by the United States Office of Juvenile Justice and Delinquency Prevention (OJJDP) because it links the amount of service intervention and supervision a juvenile receives to the risk they pose to public safety.

On November 1, 2000, court counselors initiated completing the risk and needs assessments to all juveniles approved for court. During the first part

Juveniles Under Court Ordered Supervision on June 30, 2000

Probation	(87%)	6,779
Protective Supervision	(6%)	489
Post Release Supervision	(3%)	232
Intensive Probation	(3%)	215
ATD	(1%)	75
(Alternatives to Detention)		
Total		7,790

Juvenile Needs Assessment

A work group composed of DJJDP court counselors who reviewed numerous similar instruments also developed a needs assessment instrument. The needs assessment is a structured instrument, that guides court counselors to systematically identify the needs of a juvenile and their families in ten different domains such as peer relationships, substance abuse, school behavior, and family stresses.

Juveniles with high levels of need demonstrate more problematic behaviors and require more service intervention and supervision. The instrument is carefully structured to encourage consistent and reliable assessment. The objective nature of the assessment also provides court counselors with reliable procedures for identifying the critical issues that must be addressed in the case plan to deter future delinquent behavior.

DIVISION OF SPECIAL INITIATIVES

The Special Initiatives Division is designed to develop new programs and services that both prevent and reduce juvenile delinquency. Many counties have been unable to address all of their special needs within their allotment of JCPC funding. The Special Initiatives Division assists them by developing or coordinating efforts to target areas of unmet need.

Teen Court

Teen Court is a program for minor juvenile offenders to divert them away from juvenile court and provide exposure to the rules of court and how the judicial system operates. In CY 2000, 942 youth participated in this program. Adult volunteers train young people from high schools and middle schools to act as officials of the court. This year, 2,380 volunteers participated.

**CY 2000
Teen Court**

Total Served:
942 minor offenders

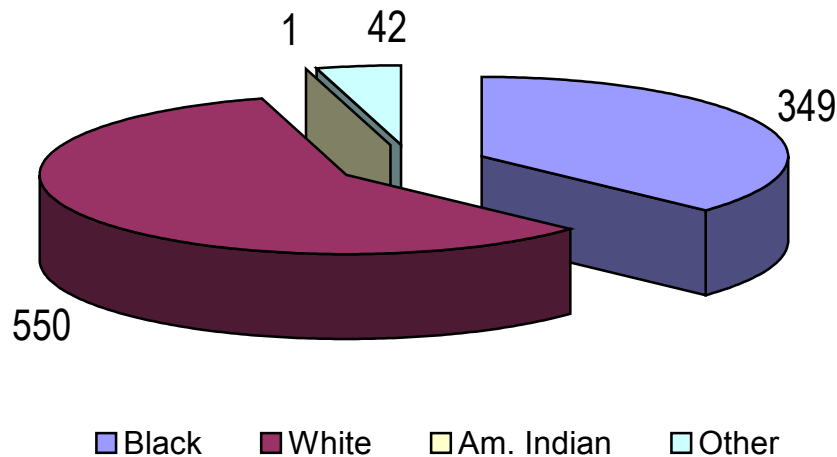
(644 males and 298 females)

Professional adult staff members also provide supervision of the court proceedings and any subsequent community service or restitution.

Teen Courts hear complaints and determine appropriate sanctions for peers who have admitted guilt and volunteered to have their case settled in Teen Court as an alternative to appearing in Juvenile Court.

The program has grown substantially in recent years, from 19 local programs to 32 programs currently. Last year, youth going through the program completed 28,023 community service hours. A total of 218 juveniles made restitution to victims by attending over 1,000 educational seminars and writing 540 letters of apology.

Teen Court: Admissions by Race



Community Based Programs

Governor's One-On-One

The Governor's One-on-One volunteer program was started in 1982 to promote the development of adult volunteer programs. These programs match both court-involved and at-risk youth with adult volunteers willing to give their time, energy, and compassion to help redirect troubled youth. Volunteers and youth meet approximately four hours each week for one year.

In CY 2000, this program served 1,566 youth in one-to-one relationships, with volunteer mentors donating approximately 147,153 hours. One-on-One admitted 631 new youth during the year.

In addition to volunteers helping youth in one-on-one relationships, an additional 1,600 youth were served, in areas of need such as tutoring, skill building, recreational activities, workshops, and transportation to medical appointments. One-on-One programs strive to keep young people out of youth development centers.

Approximately 80% of youth referred to the programs were referred by the courts and less than 2% of these were committed to YDC's while working with assigned volunteers. Currently there are 57 One-on-One programs in North Carolina serving youth in 61 counties. During CY 2000, the program also received an AmeriCorps Promise Fellows grant to place 15 Fellows in One-on-One programs around the state to recruit volunteers for One-on-One and Support Our Students programs.

CY 2000 Governor's One-on-One New Admissions

Gender	Black	White	Indian	Other	Unk.	Total
Male	195	129	3	8	5	340
Female	145	124	2	17	3	291
Total	340	253	5	25	8	631

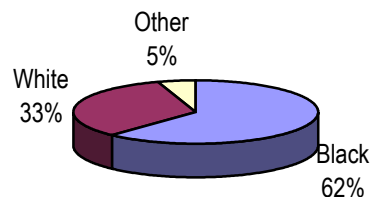
Support Our Students

Support Our Students (SOS) works to reduce the number of youth unsupervised after school and to improve students' academic performance and self-esteem. During school year 1999-2000, 5,731 males and 5,506 females were served, for a total of 11,237 students.

Through the program, community volunteers are paired with middle school students in a meaningful learning environment that includes collaboration with teachers, guidance counselors, and parents.

The SOS program focuses on students, ages 9-14, who are at-risk for dropping out of school or getting involved with the juvenile justice system. The program emphasizes academic support for participants and offers educational activities in after-school programs designed to address specific needs of individual students. The racial breakdown of students served in the program is illustrated above. This program served 6,967 black youth, 3,708 white youth, and 562 youth of other racial backgrounds.

SOS Admissions by Race



A total of 2,590 adults volunteered in SOS for 32,469 hours, averaging 13 hours each.

RESIDENTIAL PROGRAMS

Eckerd Camps



The Eckerd Wilderness Camping Program is a year-round, residential treatment program that addresses the individual needs of adolescents who have exhibited behavior that has led to removal from family, school, and community. Four camps were established in 1977 and fully operational by 1979. A Legislative Special Session on Crime authorized two additional camps in 1994, and a seventh camp was added in 1998.

Eckerd Camps served 321 males and 48 females, for a total of 369 youth during CY 2000.

Camp Woodson

Camp Woodson is a short-term program that uses outdoor, adventure-based activities to build self-esteem, decision-making capabilities and positive attitudes for juveniles. Students are drawn from the five youth development centers across North Carolina and from juvenile courts in the western counties of the state. In CY 2000, 83 males and 13 females were served.

Camp Woodson's offices are located on the campus of the Swannanoa Valley Youth Development Center. The program operates in and around Western North Carolina, utilizing everything from the city streets of Asheville to remote wilderness areas as locations for activities. Activities include backpacking, white water canoeing, rock climbing, ropes courses, as well as other activities.

Multipurpose Juvenile Homes

Multipurpose Juvenile Homes served 249 youth in CY 2000 (142 males and 107 females). This program provides six eight-bed juvenile homes, operated under contract by private providers serving exclusively those youth identified by juvenile court as in need of secure supervision.

Each home serves one or two judicial districts in rural parts of the State where few other alternative residential programs are available.

The Division of Youth Development is responsible for operating North Carolina's five youth development centers and ten state-operated juvenile detention centers. In addition to protecting the public, these two types of facilities have two very different purposes.

Program	Gender		Race			
	Male	Female	Black	White	Indian	Other
Eckerd Camps	321	48	92	260	10	7
Camp Woodson	83	13	47	44	0	5
Multipurpose Juvenile Home	142	107	77	144	21	7
Total (Eckerd Camp): 369; Total (Camp Woodson): 96; Total (Multipurpose Juvenile Home): 249						

DIVISION OF YOUTH DEVELOPMENT

Youth Development Centers (YDCs)

Youth development centers are long-term residential facilities where juveniles, ages 10-21, who have violated the law, reside after being committed to DJJDP by the Court. Any juvenile committed to DJJDP must spend at least six months in a youth development center. The maximum time depends on the number of previous offenses committed, the type of offense committed, and the juvenile's progress in treatment programs while at the youth development center.

CY 2000
YOUTH DEVELOPMENT
CENTER DATA

AVERAGE LENGTH OF STAY
303 DAYS
(APPROX. 10 MONTHS)

AVERAGE DAILY POPULATION
894

The Department of Juvenile Justice and Delinquency Prevention has five youth development centers with the following bed capacities:

- Stonewall Jackson (115)
- Dobbs (131)
- Samarkand (139)
- Swannanoa Valley (244)
- C.A. Dillon (160)

Juvenile Detention Centers

Juvenile detention centers serve two essential functions: (1) to provide secure, safe custody to those awaiting trial or who have run away, and (2) to provide the court with dispositional alternatives for certain undisciplined and delinquent juveniles.

In addition to the state-operated detention centers, North Carolina has four county-operated juvenile detention centers. Even though detention centers are residential, the average length of stay is much less than that of youth development centers.

Transportation

The Division of Youth Development has also assumed the responsibility of establishing a transportation program. The transportation program includes 26 teams located across the State with over 60 drivers. This program transports juveniles:

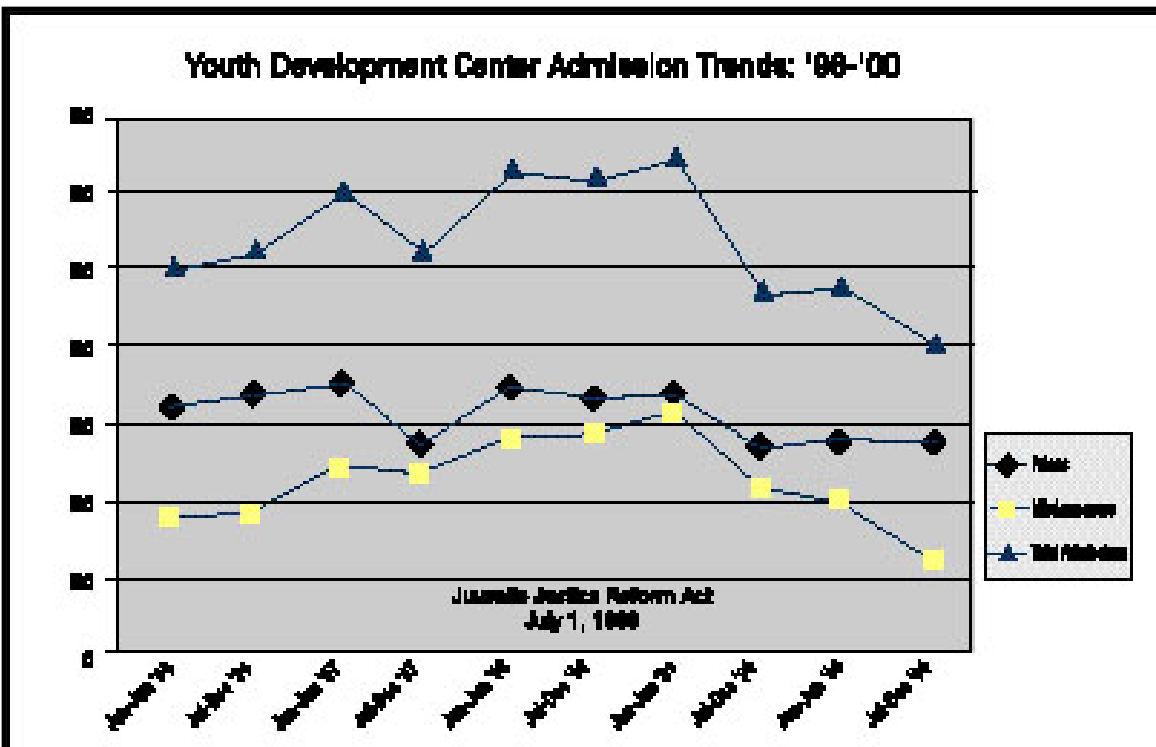
- to detention centers after being taken into custody;
- to and from secure facilities for court appearances;
- to and from secure facilities for medical or psychological reasons;
- to other secure facilities in order to alleviate overcrowding; and
- to youth development centers or other secure facilities for placement.

Admissions to Youth Development Centers

In CY 2000, DJJDP admitted a total of 879 juveniles to youth development centers (784 juveniles as new admissions, and 95 recommitments). Of the entire intake population (30,564) into DJJDP, less than .03% are admitted to youth development centers. In comparison, the portion of intake resulting in probation supervision is 34%.

As noted in the chart to the right, the new Juvenile Code is beginning to impact the system, with admissions declining after July 1, 1999, and felons staying longer in youth development centers. This is the intent of the law so that violent juveniles who are the greatest risk to the community have longer stays, thus resulting in greater protection to the public. These longer terms of confinement provide a greater opportunity for restoration and rehabilitation of the juvenile.

The chart to the left shows the total number of new law commitments increased from 61 to 483 in CY 2000. From CY 1999 to CY 2000, the percentage of juveniles admitted for Class 1-3 misdemeanors decreased from 40% to 32% and the admission of Class A-E felons increased from 7% to 12%. These trends are expected to continue as new law admissions increase.

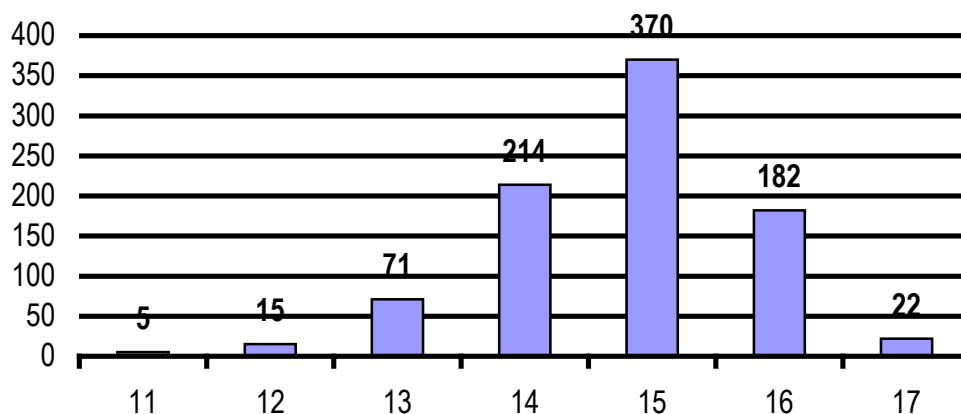


YOUTH DEVELOPMENT CENTER DEMOGRAPHICS

Age Data

Of the total commitments during CY 2000, approximately 42% were 15 years of age. The graph below indicates the age of all commitments upon admission.

Age of All Commitments Upon Admission



Of the total commitments during CY 2000, approximately 88% were male and 12% were female. The graph above represents admissions by race. Of the 879 commitments, 539 were black; 289 were white; 17 were American Indian; and 34 were of other racial backgrounds.

Of the 120 females committed, 58% were black; 35% were white; 2% were American Indian; and 5% were of other racial backgrounds. Of the 759 males committed, 62% were black; 32% were white; 2% were American Indian; and 4% were of other racial backgrounds.

<u>Violent Offenses</u> A-E felonies 112
<u>Serious Offenses</u> F-I felonies/ A1 Misdemeanors 541
<u>Minor Offenses</u> Class 1-3 Misdemeanors 226

YDC Admissions by Most Serious Offense

The table on the left illustrates the number of juveniles committed during CY 2000 by the most serious offense:

- violent offenses (13%),
- serious offenses (62%), and
- minor offenses (26%).

YOUTH DEVELOPMENT CENTER PROGRAMS AND SERVICES

CY 2000
Certified "Willie M."
Admissions: 212
Sex Offender
Admissions: 90

MEDICAL AND MENTAL HEALTH SERVICES

All youth development centers have psychologists and social workers

on staff to address mental health needs of the juveniles by providing crisis, individual, and group counseling. In addition, each facility maintains a contract to provide psychiatric services. The Department has specialized treatment programs for juveniles who are violent offenders, sex offenders, and substance abusers.

Of the average daily population in youth development centers, approximately 13.5% of all

juveniles are on psychotropic medication. Each facility provides the essential medical services for the juvenile population by contracting with a physician who visits the facility at least weekly and with nursing staff on campus or on call. The facility contracts other needed medical services and utilizes a nearby hospital when necessary.

EDUCATIONAL SERVICES

All juveniles in youth development centers attend school programs. Education programs offer high school transfer credit, GED preparation, and special courses through local community colleges. Approximately 150 teachers and related education staff are employed to provide education services. In CY 2000, over 100 juveniles in YDCs earned their GEDs.

A study conducted by North Carolina Central University in CY 2000 found that 47% of students in youth development centers were more than four grade levels behind in reading achievement. Only 22% were reading at grade level.

Special education services are also provided according to North Carolina and federal law. On December 1, 2000, 39% of all students in YDCs and detention centers were receiving special education services. Of these students, 61% were eligible as behaviorally-emotionally disabled, 22% as learning disabled, and 12% as mildly mentally handicapped.

TRANSITION PROGRAMS

The purpose of the transitional services program is to assist youth in gradually acclimating to their home environments through placement in a non-institutional community setting. The program places youth in a supervised residential setting with less structure than youth development centers but more structure than may be available in the youth's home. Transitional group care provides an opportunity for youth to practice and demonstrate appropriate decision-making and life skills. Youth can attend public school and participate in work, religious, and recreational activities in the community. Community service work is a component of many programs. Transitional services are offered through

transitional homes operated by DJJDP and through contract providers.

GENDER SPECIFIC PROGRAMS

The juvenile justice system has for years been predominantly male; however, the female population is now increasing in the juvenile justice system. In CY 2000, 119 females were admitted to Samarkand Youth Center and 2,256 girls to detention centers. Grants have been utilized to create specialized programs for females.

"Rooms of Their Own" is a program, funded through the Governor's Crime Commission, to enhance services for young women at Samarkand Youth Development Center. This program concentrates on training staff to work with adolescent females in a relational and gender specific way. The program is developing a continuum of female-centered programs that promote personal development, skill building, and emphasize substance abuse issues.

JUVENILE DETENTION CENTERS

Average Length of Stay: 11.6 days
 Average Daily Population: 273

MEDICAL AND MENTAL HEALTH SERVICES

Detention centers administer a mental health assessment to all juveniles upon admission. The facility contracts for mental health services to respond to mental health needs identified during the assessment. Each detention center also provides medical services for juveniles by contracting with a physician who administers a physical examination to all juveniles within 72 hours after admission. Physicians or nurses are also available for daily sick calls.

Reasons for Detention

Awaiting Court: 4,932
 5-14 Day Sanction: 2,920
 Undisciplined Juvenile: 483
 Out of State Runaway: 152
 Awaiting YDC Commitment: 60
 Return from Escape: 16

OTHER SERVICES

All juveniles in detention facilities attend an educational program daily. Each detention center has a teaching staff that provides educational services. The principal at the nearest youth development center supervises teachers at the detention centers. All education staff are licensed by the North Carolina Department of Public Instruction. Special education services and related services such as speech therapy and counseling are also provided according to North Carolina and federal law.

All juveniles in juvenile detention facilities receive at least two hours of recreation daily and are allowed five hours per week of visitation by their parents or guardians.

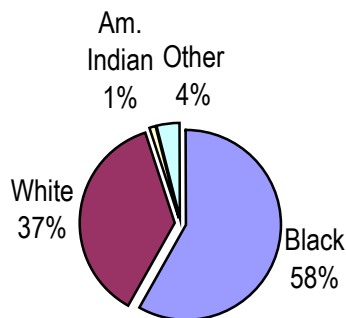
ADMISSIONS

In CY 2000, there were 8,563 admissions to the ten state-operated and four county-operated juvenile detention centers. Admissions included 2,257 females or 26% and 6,306 males, or 74%. Reasons for admissions are summarized at the right.

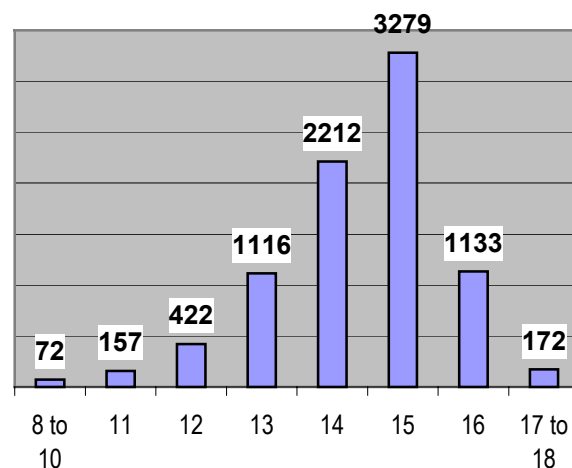
The youngest juveniles admitted to detention centers during CY 2000 were eight years old. The most common age at admission was 15 years of age.

A breakdown of admissions by race is indicated in the chart below. Detention centers admitted 4,933 black juveniles, 3,180 white juveniles, 122 American Indians, and 328 juveniles with other racial backgrounds.

**Detention Centers:
Admissions by Race**



Detention Center: Age at Admission



OFFICE OF THE DEPUTY SECRETARY

INFORMATION SYSTEMS MANAGEMENT

Application Development

The major initiative of the application development staff is the development of a statewide juvenile information system (J-NET). The mission of this state-of-the-art, web-based system is to (1) provide timely, accurate information regarding juveniles to the courts, law enforcement officers, and those providing services for youth in the juvenile justice system; and (2) to relate effectively to the adult criminal justice system by collecting information and sharing it with other agencies. J-NET will be developed in three major versions:

- version 1 will focus on court counselors, youth development centers, and the clerks of juvenile court;
- version 2 will include information on juveniles participating in community programs and other programs that DJJDP operates directly or by contract; and
- version 3 will open up electronic connections both into and out of the J-NET System.

Application Maintenance

DJJDP has several existing databases, some that track juveniles through the system and others that are used by administration. This section coordinates the following activities:

- service calls when the identified problem is with a legacy system,
- enhancements to existing data bases, and
- internal and external requests for information.

Technical Services and Support

Because the Department is a newly established agency, technical support infrastructure has been developed. This section supports DJJDP as follows:

- provides a statewide Help Desk Operation for staff;
- provides support for procurement and deployment of hardware and software;
- plans and implements network infrastructure; and
- implements office automation.

Staff Development and Training

The Staff Development and Training section is organized to provide for the planning, design, presentation and evaluation of training programs to meet the needs of DJJDP staff and requirements of the Criminal Justice Training and Education Standards Commission.

Basic Training

This section implements a yearly schedule of basic training events for Youth Services Officers and Basic Training for Juvenile Detention Workers. Basic Training for Youth Services Officers is a four-week program that prepares direct care staff at youth development centers for certification as Youth Services Officers. Basic Training for Detention Workers is a two-week program that prepares detention center staff for certification as Juvenile Detention Workers. Training includes such topics as unarmed self defense, juvenile law, adolescent development, substance abuse, delinquency factors, and counseling techniques.

New Counselor Orientation, a two- week program, is also provided. It includes defensive driving, verbal judo, intake procedures, juvenile law, and counseling techniques.

Certification

In addition to providing training mandated for new employees, this section monitors the criminal justice employment process, including fingerprinting, drug screening and psychological screening and performs background checks for contractors and volunteers. Criminal history background checks are performed on all Criminal Justice certified personnel.

Training Center

The Department of Juvenile Justice and Delinquency Prevention operates a training center at Butner, NC. The center is comprised of a classroom building and two dormitories, with the capacity to house 60 people.

CY 2000 Special Training

CY 2000 Training Data

- 496 hours of specialized training to DJJDP staff
- 258 supervisors trained in supervisory skills
- 579 staff members trained in Minority Sensitivity Training
- 104 Court Counselors and transportation officers received four weeks of new counselor orientation training

Staff Development coordinated the completion of a task analysis for the direct care staff in youth development centers and the juvenile court counselors. The results of this study will form the foundation of a revision of the existing basic training curriculum and the development of a certification curriculum for court counselors.

Through a grant from the Governor's Crime Commission, Staff Development also coordinated training across the state to meet the legislative mandate for minority sensitivity training for DJJDP staff.

Research, Planning, Policy and Grants

The Research, Planning, Policy and Grants section is newly created and charged with a range of duties.

Research and Planning

The research staff coordinates the review of all research requests for compliance with agency guidelines; produces agency annual reports; produces agency statistical reports; responds to requests for internal and external data, including legislative requests for data; develops procedures for collecting data (including the development of databases) on requested topics; oversees the recidivism study; oversees the cost-benefit analysis of DJJDP programs; and coordinates with the Web Master to update statistics on DJJDP and ensure accuracy. Major CY 2000 initiatives are outlined in the box to the right, and additional information is available on the agency web page, <http://www.juvjus.state.nc.us/>.

- Initiated recidivism report on juveniles exiting youth development centers (Release Date: June 2001)
- Initiated legislative progress report on the revisions to the Juvenile Code (Release Date: April 2001)
- Initiated Statistical Bulletin and Data Fact Sheets on agency divisions (Release Date: May 2001)

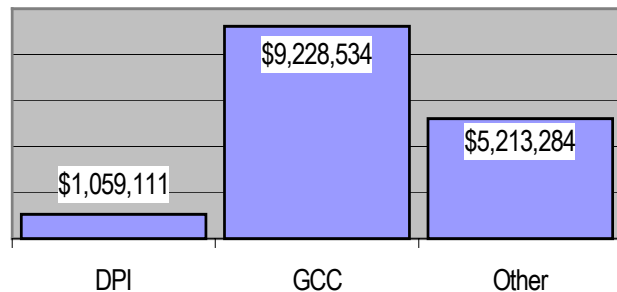
Policy

The responsibility for developing policies and procedures was added to this section late in the year. The Policy Manager is responsible for coordinating the development of agency policies and directives that will provide consistency in departmental actions through a written policy manual. The manager also conducts division training on new policies and assists with monitoring and quality assurance activities.

Grants

The grants management staff members are responsible for developing and distributing information on available grant opportunities, providing technical assistance to others writing grants, monitoring all grants received by DJJDP, assisting in the writing and submission of agency grants, training others on how to write grants, and maintaining and updating a resource book on how to write grants.

Grant Funding (CY 2000)



The grants section managed \$15.6 million in grants in CY 2000. Major grants included:

- Juvenile Crime Prevention Council training (Funding to train JCPC members on the national model, "Communities That Care.")
- Juvenile Network Project (Funding for the start-up phase of the Juvenile Network)
- Statewide School Violence Tip Line (Created a national toll free number for anyone in the nation to call and report threats of violence in schools)
- "Reading – The Great Escape" established reading rooms in all youth development centers to encourage reading

DJJDP CONFERENCE: “SPOTLIGHT ON JUVENILE JUSTICE IN NC: THE RIGHT PROGRAMS AT THE RIGHT TIME”

Governor James B. Hunt



In November 2000, more than a thousand individuals who serve delinquent and at-risk youth came together to participate in the first Department of Juvenile Justice and Delinquency Prevention conference. The first statewide Juvenile Justice Conference was held to provide an opportunity for professionals to learn about best practices in the field of juvenile justice.

Chief Justice Henry Frye



Co-chaired by Kelly Rudd and Nancy Lowe, the conference was held at the Adam's Mark hotel in Winston-Salem, NC. DJJDP

sponsored the conference, with help from the NC Association of Community Alternatives for Youth, NC Association of Court Counselors, NC Association of Community Restitution Programs, NC DHHS – Substance Abuse Services, NC Governor's Crime Commission, NC Justice Academy, and the NC Juvenile Services Association.

DJJDP's first conference provided a forum for professionals from many different areas to address the issue of preventing juvenile delinquency. Conference evaluations proved that the conference was a resounding success.

Professionals throughout juvenile justice were instrumental in bringing this conference to fruition. Cindy Thacker served as the chair of the program committee and provided outstanding workshops on a variety of topics including Juvenile Day Treatment Centers, Reducing Juvenile Delinquency, Mentoring, Gender Specific Services, Preparing for Court Appearances, Program Evaluation, Community and Gang Violence, and Adolescent Substance Abuse.

In addition, Michelle Zechmann and Michael A. Bryant chaired the Registration committee, Tara Minter the CEU committee, Ranae Barker the Exhibits committee, George Holden the Entertainment committee, Walter Byrd the Host committee, and Leigh Powell the Media committee.

Over 50 private companies & nonprofit organizations contributed information and products as exhibitors during the conference. Keynote speakers covered a wide range of topics including violence prevention techniques by Dr. Delbert Elliott, professor of Sociology from the University of Colorado, and an at-risk student's success formula by Elizabeth State University student Lucas DeBrow. Other honored speakers included:

- Governor James Hunt, State of North Carolina
- Chief Justice Henry Frye, NC State Supreme Court
- Mr. John Wilson, Acting Administrator, OJJDP, Washington, DC
- Dr. LeRoy Walker, President, US Olympic Committee
- Judge Thomas Ross, Director, NC Administrative Office of the Courts

**State Advisory Council on
Juvenile Justice and
Delinquency Prevention**

Governor James B. Hunt, Jr.
Co-Chairman

Justice Henry E. Frye, Co-
Chairman
Chief Justice Supreme Court

Members:

Representative Philip A. Baddour
State House of Representatives

Senator Marc Basnight
Senate, President Pro Tempore

Secretary Theodis Beck
Department of Correction

Attorney Loretta C. Biggs
US Attorney

Speaker James B. Black
House Speaker

Dr. Molly C. Broad
President, University of North Carolina

Chief Mitch Brown
Raleigh City Police

Dr. H. David Bruton
Secretary, Department of
Health & Human Services

Senator Roy A. Cooper, III
State Senator

Secretary Katie Dorsett
Department of Administration

Chairwoman Linda Hayes
Governor's Crime Commission

Secretary David E. Kelly
Department of Crime Control & Public
Safety

Judge Marcia Morey
District Court Judge

Judge Thomas Ross
Director, Administrative Office of the
Courts

Dr. Jonathan P. Sher
Child Advocacy Institute

Judge Albert S. Thomas, Jr.
Chief District Court Judge

Judge Kenneth Titus
Chief District Court Judge

Dr. Michael Ward
Superintendent,
Department of Public Instruction

Special Projects

Deputy Secretary Bowden and his staff coordinated several special projects for the agency in CY 2000. This included planning, organizing, and staffing State Advisory Council meetings, and overseeing a major volunteer initiative by DJJDP to provide assistance to the flood victims in the Eastern part of North Carolina.

State Advisory Council

The State Advisory Council is statutorily created to review and advise the Department in the development of a comprehensive interagency plan to reduce juvenile delinquency and substance abuse. The Council also coordinates efforts among state agencies providing services and supervision to juveniles who are at-risk and juveniles adjudicated of delinquent and undisciplined behavior.

The Council is composed of twenty members, five appointed by the Governor, four appointed by the Chief Justice and eleven ex-officio members. The group is co-chaired by the Governor and the Chief Justice of the North Carolina Supreme Court. Individuals who were members of this Council in CY 2000 are shown in the box to the left.

In CY 2000, the Council met on six occasions, addressing several major issues. At the time of the initial meeting of the State Advisory Council, DJJDP was the Office of Juvenile Justice, located in the Office of the Governor.

After thoroughly examining various options for the placement of the Office of Juvenile Justice, the State Advisory Council made a legislative recommendation that OJJ become a cabinet level department and they were very instrumental in bringing this vision to fruition.

The Council made notable strides in the area of Alternative Education as well. Governor Hunt appointed a subcommittee of the Council, chaired by Judge Kenneth Titus of Durham. This committee examined the issue of alternative education in North Carolina and made recommendations to the full Council. In future meetings the group will continue to address the problem of educating juveniles who are suspended or expelled from the public school system.

The State Advisory Council routinely reviewed the progress of JCPCs and provided recommendations to DJJDP that resulted in funds being allocated to hire facilitators at the local level to assist with program development. Various Council members also toured youth development centers, looking specifically at the needs of the facilities.

DJJDP EASTERN RELIEF EFFORT

In 1999, Hurricane Floyd caused the worst flooding in our state's history, leaving thousands without homes and basic necessities. This situation had a tremendous impact on the youth and families of Eastern North Carolina. In keeping with our motto, "Staying Focused on Youth, Putting Families First," DJJDP employees volunteered time and effort to help families rebuild. Over 230 staff volunteered in Edgecombe, Pitt, Bertie, and Lenoir counties, assisting with rebuilding, gutting of homes, caulking, hanging dry wall, hanging doors, replacing windows and pipes, painting, and removing debris.

The Department of Juvenile Justice and Delinquency Prevention is proud of the 1,872 hours of labor put forth by its volunteers. They helped restore some sense of normalcy to the lives of those affected by the flood.



DJJDP's greatest volunteer accomplishment was assisting KARE (Kinston Area Recovery Effort) in the tearing down and removal of a home in Kinston for a single father who had been approved to have his house rebuilt but was unable to afford the demolition. This project was completed in a record two and a half days with the help of 56 DJJDP employees! (Volunteers pictured right.)

DJJDP recognized that families not only needed help with physical labor but also with gifts for the holiday seasons. Employees statewide contributed gifts, food, supplies, and money during Christmas, Easter, and Thanksgiving.

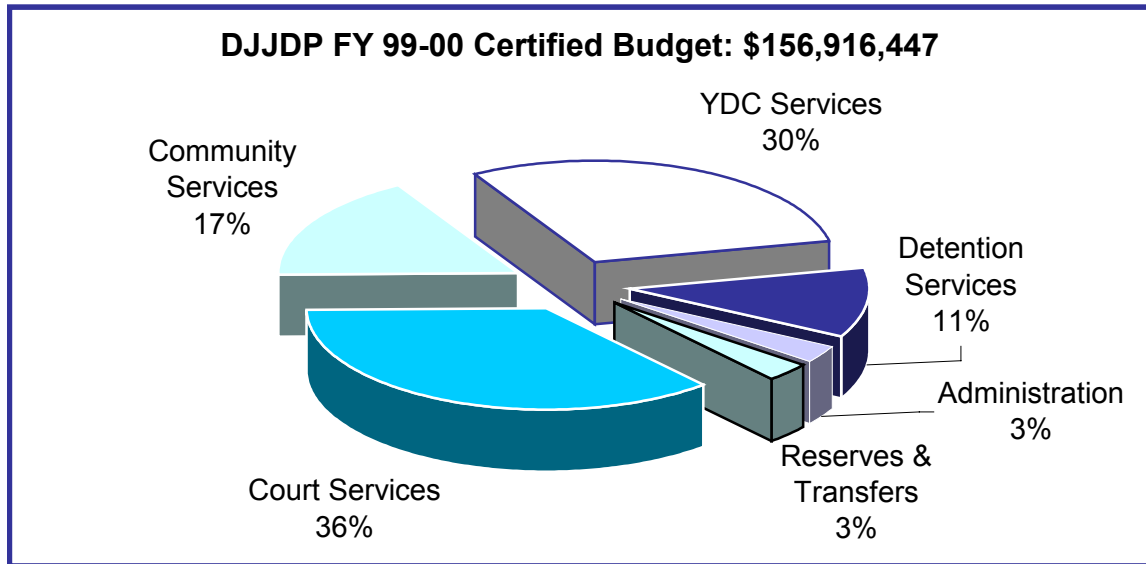
Kelly Rudd, Tara Minter, Sylvia Williams, and Jennie Hinton assist with the renovation of a home in Bertie County.

Michael A. Bryant and Susan Moody deliver Christmas presents to a woman in Rocky Mount.



DIVISION OF ADMINISTRATIVE SERVICES

The Division of Administrative Services is the support arm of DJJDP. The Division includes the following sections: Budget and Purchasing, Controller and Fiscal, Office of the Internal Auditor, Human Resources, and Facility Services.



Budget

The Budget Section is charged with overall management of the Department's budget, while carrying out Departmental goals and functions. Responsibilities include monitoring budgeted funds, reviewing receipts, identifying trends, obtaining funds to meet critical agency needs, and purchasing.

In fiscal year 1999-2000, the Department's certified budget was \$156.9 million. The chart above illustrates the flow of funds to the various divisions within DJJDP.

Office of the Controller

The Controller oversees fiscal and payroll activities for DJJDP. This section is responsible for developing and interpreting accounting and financial reporting policies and procedures in conformity with requirements of the Office of State Controller, Office of State Budget and Management, the Department of State Auditor, and the Department of State Treasurer. This section also files financial reports, pays for goods and services, and executes accounting transactions.

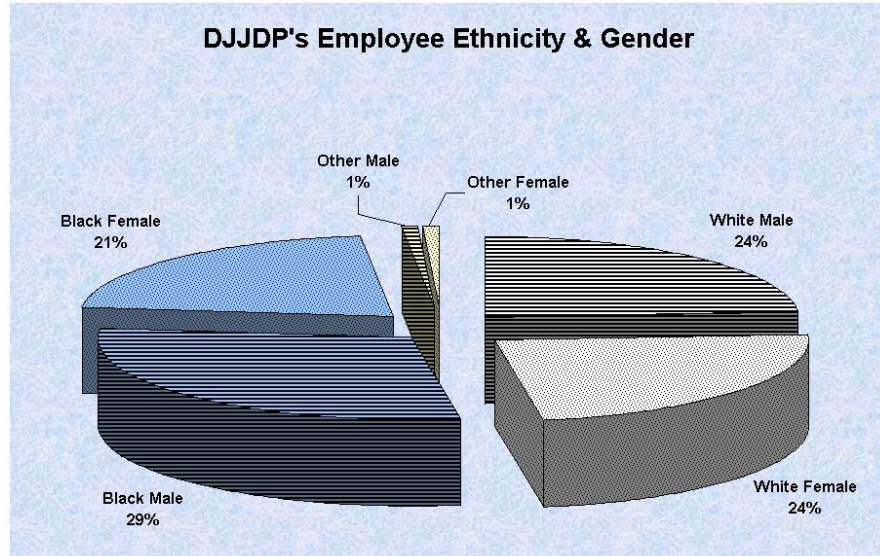
Facility Services

Of the \$2,029,274 appropriated by the General Assembly for capital improvements, one capital improvement project, consisting of \$91,100, was funded in order to comply with the Department of Insurance safety requirements. An additional \$93,174, earmarked for roof repairs to the Buncombe

Detention Center, was carried over until fiscal year 2000-2001. Due to budget restrictions, a total of \$1,845,000 was frozen.

Human Resources

Human Resources is responsible for implementing and monitoring the State Personnel Commission programs to ensure that these programs are delivered in accordance with the Office of State Personnel policies and procedures. This section provides personnel services including equal employment opportunity planning and monitoring, recruitment, employee relations,



mediation, job evaluation and classification, salary and benefits administration, oversight of safety and occupational health, performance management and workers' compensation administration. Services include professional consultation and training on Human Resources policies and programmatic areas.

On December 31, 2000, DJJDP had 1,854 employees, not including vacant positions. As noted in the chart above, DJJDP employees are almost equally balanced between white males, black males, white females, and black females.

Internal Auditing

Internal Auditing provides audit services for DJJDP's central office, youth development centers, detention centers, and non-profit organizations receiving DJJDP funding. This section also maintains the compliance program for non-profit organizations provided for in *The Nonprofits State Funds Accountability Act - Reports on Use of State Funds by Non-State Entities* G.S. 143-6.1.

FUTURE FOCUS

With the creation of a single juvenile justice agency comes the opportunity to restructure and improve the efficiency of the juvenile justice system in North Carolina. The coming year offers many challenges for DJJDP. The key to meeting these challenges is having an attainable vision and a plan to obtain that vision. Outlined below are the top priorities for the agency for the upcoming three years.

Reduction in the Youth Development Center Population

The new juvenile justice code encourages DJJDP to close youth development centers to the extent possible and create a full continuum of community-based programs to serve all youth whose risk and needs scores indicate that they can be managed effectively in the community. To carry out this mandate, the top priority of DJJDP is to reduce youth development center admissions substantially over the next three years.

To reach this goal, DJJDP must address the issue of public safety and balance effective treatment with the need to protect the citizens of North Carolina from all violent youth. The Department is committed to rebuilding the lives of each child in the system and to helping rebuild their families.

Empowering JCPCs

No state agency can effectively treat youth without the help of the community. Each juvenile referred to DJJDP comes from a community and returns to a community. This is why the Department believes that the involvement of local Juvenile Crime Prevention Councils (JCPCs) in each county undergirds the success of each youth.

It is the goal of DJJDP to strengthen JCPCs so they can strengthen their communities. To do this, DJJDP is committed to having annual meetings throughout the state with the Secretary of DJJDP and all JCPCs so JCPC members can share their priorities and concerns with the administration.

The Department also recognizes that additional funding is needed to support the expansion of a full continuum of community services in each county. Therefore, it remains a high priority to increase the funding of JCPCs, both to provide administrative support and to expand programming.

State-Wide Juvenile Justice Information System

To have effective programs, an agency must also have a completely automated data collection system. Data is powerful because it allows individual communities to make data-based decisions and it allows the state to evaluate programs for effectiveness. Data collection is critical from a legislative perspective as legislators make decisions about which new programs to fund.

The Department of Juvenile Justice and Delinquency Prevention is in the process of installing lines throughout the state that will allow for statewide connectivity. New computers are also being installed in all youth development centers, detention centers, and chief court counselor offices. Development of a completely automated information network is expected to be completed in the next three years and will remain high priority until completion.

Expansion of Grant Resources

During this time of budget shortfall in the state of North Carolina, grant funding is particularly important. It is a priority to seek grant funds in all areas to help create new program initiatives, fill in the gaps where services are missing, and to assist in areas where one-time capital funds are needed. The Department has

a grant team dedicated to seeking out grant resources on the state and national level. They have developed a "Listserv" to keep field staff and local agencies aware of grant opportunities and are committed to partnering with local agencies to seek out grant funding.

Development of an Assessment Center for the Division of Youth Development

The Division of Youth Development is putting into place a master plan for the future development of youth development centers. One portion of the plan is the creation of a facility that operates primarily as an intake and assessment center. This facility will ensure that an individualized plan is created for each juvenile entering the system. Such a facility will receive all new admissions to youth development centers and house them for 30-90 days. During this time, a formal diagnostic and assessment process will take place to determine the needs of each juvenile. DJJDP is seeking funding for this project and hopes to bring it to fruition in the coming year.

Evaluating Risk and Needs of Juveniles and the Community

The Division of Intervention and Prevention is conducting statewide training on a new risk/needs instrument designed to evaluate the risk and need factors of individual juveniles. A portion of the needs instrument also evaluates the needs and risks of each community.

It is anticipated that utilization of this instrument will be completely in place and automated by the end of 2002. Counties will ultimately be entering data from their locations electronically, yielding excellent data for future program planning.

Aftercare Resources

The Juvenile Justice Reform Act mandates that each juvenile released from a youth development center receive a minimum of 90 days of post-release supervision. The Division of Intervention and Prevention is developing a plan to carry out this mandate. Grant resources will also be sought for mentors to partner with court counselors in this responsibility.

Repairs to Existing Infrastructure

Because renovation funding has been limited, youth development centers are in desperate need of repairs. In some places buildings are unusable, security is breached, and facilities are outdated. It will remain a priority of DJJDP to secure funding to repair existing infrastructure. The following repairs top the priority list: smoke detectors and fire protection upgrades at the Juvenile Evaluation Center, replacing water mains and fire hydrants at Juvenile Evaluation Center, installation of a new fire sprinkler system at C.A. Dillon, replacing roofs at Stonewall Jackson and Buncombe Detention, and upgrades to meet Americans with Disabilities Act requirements at Dobbs.

Transportation System Enhancement

After the new assessment center is established, the Division of Youth Development will develop a route system for transportation. Plans are in place to purchase vans and transport new admissions from facility to facility once processing is completed.

DEFINITIONS

Adjudication: The court process whereby a juvenile is found to be delinquent, undisciplined, dependent, neglected, or abused.

Alternatives to Detention Services (ATD): Services provided by a court counselor by court order as an alternative to secure detention. The services reduce the number of days a juvenile remains in secure custody by providing close, daily supervision in the home in lieu of secure detention.

Chief court counselor: The person responsible for administration and supervision of juvenile intake, probation, and post-release supervision in each judicial district, operating under the supervision of the Department of Juvenile Justice and Delinquency Prevention.

Community-based program: A program providing nonresidential or residential treatment to a juvenile under the jurisdiction of the juvenile court in the community where the juvenile's family lives. A community-based program may include specialized foster care, family counseling, shelter care, and other appropriate treatment.

Complaint: A written allegation that a juvenile is delinquent or undisciplined with a signature verifying that the allegation is true. A complaint initiates the intake process.

Court counselor: A person responsible for probation and post-release supervision to juveniles under the supervision of the chief court counselor.

Delinquent juvenile: Any juvenile who, while less than 16 years of age but at least 6 years of age, commits a crime or infraction under State law or under an ordinance of local government, including violation of motor vehicle laws.

Department of Juvenile Justice and Delinquency Prevention: The State's juvenile justice agency responsible for a broad range of programs designed to reduce crime and delinquency and protect the general public. It has responsibility for state-operated youth development centers and juvenile detention centers as well as those programs funded by the Department but operated by other service providers. These include five youth development centers; fourteen juvenile detention centers; a state-operated wilderness camp; seven Eckerd Wilderness Camps; sixty-five Governor's One-On-One Volunteer programs; six Multipurpose Juvenile Homes; seventy-four SOS Programs; approximately 600 intervention/prevention programs; and juvenile court counselor services in 100 counties.

Detention: The secure confinement of a juvenile pursuant to a court order.

Detention center: A facility approved to provide secure confinement and care for juveniles. Detention facilities include State and locally administered detention homes, centers, and facilities.

Disposition: The treatment plan ordered by the court for the juvenile after the case has been adjudicated.

Diversion plan/contract: An agreement at intake between the juvenile, the juvenile's parent, guardian or custodian and the court counselor where the complaint against the juvenile is diverted from court and the juvenile agrees to certain expectations and/or is referred to a resource for services.

House arrest: A requirement that the juvenile remain at the juvenile's residence unless the court or the juvenile court counselor authorizes the juvenile to leave for specific purposes.

Intake counselor: A person who screens and evaluates a complaint alleging that a juvenile is delinquent or undisciplined to determine whether the complaint should be filed as a petition.

Intensive supervision: A level of supervision services provided by a court counselor for a juvenile under the jurisdiction of the court including intensive probation. Intensive supervision requires an increase in the number of contacts with the juvenile and parent(s).

Juvenile Crime Prevention Council (JCPC): The local body that works in partnership with the State to develop community-based alternatives to youth development centers to provide community-based delinquency and substance abuse alternatives that will protect the community and juveniles.

JCPC Counseling Services: Involves a helping professional working with individual juveniles, with groups of juveniles or with juveniles and their families in an effort to help young people learn to solve or better cope with their individual problems.

JCPC Guided Growth Programs : Community supervision that provides a structured service plan of learning or recreational activities aimed at improving each participants' self esteem, social conscience, personal enrichment and social growth and development.

JCPC Home-Based Family Services: Short term, intensive services involving the entire family intended to prevent family dissolution, delinquent and undisciplined behavior by empowering families to become more functional and self-sufficient.

JCPC Juvenile Treatment Centers: A treatment program for juvenile offenders which provides supervision, treatment, and sentencing options to the court within the framework of one program. Services may be offered on a graduated basis including after-school, during the school day for those with education components, evenings, and weekends. Services may include: Individual and Family Counseling, Substance Abuse Treatment, Restitution/Community Service, Tutoring, Alternative Education, Vocational Training, and Structured Activities.

JCPC Psychological Services: Provides psychological testing, individual counseling and staff consultation by licensed psychologist for adjudicated youth or for youth awaiting adjudication by Juvenile Court.

JCPC Restitution Services: Provides a vehicle whereby juvenile offenders are held accountable for their conduct by performing a work service for the victim or the community.

JCPC Restorative Services: A program that offers immediate and short-term involvement with youth to focus on specific negative behaviors, with the aim of resolution of the presenting problem and extinction of the negative behavior. These programs include mediation, dispute settlement, teen court and other programs with similar goals and objectives.

Sexual Offender Treatment: Any community-based program that is sex offender specific and excludes other types of mental health services, has an assessment component, is practiced primarily in groups, is

confrontive and generally legally mandated, has a family group component and has designated follow-up procedures.

Petition: The document filed with the court to initiate a juvenile proceeding.

Post-release supervision: The supervision of a juvenile who has been returned to the community after having been committed to the DJJDP for placement in a youth development center.

Probation: The status of a juvenile who has been adjudicated delinquent, is subject to specified conditions under the supervision of a court counselor, and may be returned to the court for violation of those conditions during the period of probation.

Protective supervision: The status of a juvenile who has been adjudicated undisciplined and is under the supervision of a court counselor.

Secure Custody: Physical placement of a juvenile in an approved detention facility, pursuant to a court order.

Teen Court program: A community resource for the diversion of cases in which a juvenile has allegedly committed certain offenses for hearing by a jury of the juvenile's peers, which may assign the juvenile to counseling, restitution, curfews, community service, or other rehabilitative measures.

Temporary custody: The physical taking and holding of a juvenile under personal supervision, before a petition is filed and without a court order.

Undisciplined juvenile: a.) A juvenile who, while less than 16 years of age but at least 6 years of age, is unlawfully absent from school; or is regularly disobedient to and beyond the disciplinary control of the juvenile's parent, guardian, or custodian; or is regularly found in places where it is unlawful for a juvenile to be; or has run away from home for a period of more than 24 hours; or b.) A juvenile who is 16 or 17 years of age and who is regularly disobedient to and beyond the disciplinary control of the juvenile's parent, guardian, or custodian; or is regularly found in places where it is unlawful for a juvenile to be; or has run away from home for a period of more than 24 hours.

Wilderness program: A rehabilitative residential treatment program in a rural or outdoor setting.

Youth Development Center: A secure residential facility authorized to provide long-term treatment, education, and rehabilitative services for delinquent juveniles committed by the court to the Department of Juvenile Justice and Delinquency Prevention.

APPENDICES

SOS Information

County	Admissions School Year 2000	Total Budget		County	Admissions School Year 2000	Total Budget	
		FY '99 – '00	FY '00 – '01			FY '99 – '00	FY '00 – '01
Alamance	60	\$60,000	\$75,000	Johnston	66	\$75,000	\$75,000
Alexander	0	N/A	\$75,000	Jones	18	\$65,000	\$65,000
Alleghany	0	N/A	N/A	Lee	66	\$75,000	\$75,000
Anson	54	\$65,000	\$65,000	Lenoir	46	\$87,000	\$87,000
Ashe	289	\$65,000	\$65,000	Lincoln	53	\$91,000	\$91,000
Avery	27	\$75,000	\$75,000	Macon	51	\$65,000	\$75,000
Beaufort	393	\$75,000	\$75,000	Madison	137	\$65,000	\$65,000
Bertie	64	\$75,000	\$75,000	Martin	96	\$95,000	\$95,000
Bladen	294	\$99,000	\$99,000	McDowell	55	\$74,230	\$75,000
Brunswick	153	\$81,000	\$81,000	Mecklenburg	74	\$212,000	\$230,000
Buncombe	70	\$75,000	\$75,000	Mitchell	159	\$95,000	\$95,000
Burke	83	\$65,000	\$65,000	Montgomery	111	\$75,000	\$75,000
Cabarrus	82	\$65,000	\$65,000	Moore	75	\$75,000	\$75,000
Caldwell	0	N/A	\$75,000	Nash	98	\$75,000	\$75,000
Camden	0	N/A	\$75,000	New Hanover	56	\$75,000	\$75,000
Carteret	41	\$74,799	\$75,000	Northampton	75	\$60,000	\$75,000
Caswell	0	N/A	\$75,000	Onslow	126	\$75,000	\$75,000
Catawba	75	\$75,000	\$75,000	Orange	692	\$70,000	\$70,000
Chatham	101	\$65,000	\$65,000	Pamlico	0	N/A	\$75,000
Cherokee	74	\$75,000	\$75,000	Pasquotank	51	\$75,000	\$75,000
Chowan	106	\$74,500	\$74,500	Pender	57	\$65,000	\$75,000
Clay	0	N/A	\$75,000	Perquimans	110	\$75,000	\$75,000
Cleveland	0	N/A	\$75,000	Person	73	\$64,800	\$64,800
Columbus	47	\$74,666	\$74,666	Pitt	1,012	\$213,986	\$213,986
Craven	117	\$74,666	\$74,666	Polk	0	N/A	\$75,000
Cumberland	47	\$75,000	\$75,000	Randolph	0	N/A	\$75,000
Currituck	59	\$75,000	\$75,000	Richmond	56	\$75,000	\$75,000
Dare	22	\$65,000	\$65,000	Robeson	70	\$75,000	\$75,000
Davidson	65	\$75,000	\$75,000	Rockingham	123	\$81,000	\$81,000
Davie	0	N/A	\$75,000	Rowan	64	\$75,000	\$75,000
Duplin	0	N/A	\$75,000	Rutherford	182	\$75,000	\$75,000
Durham	1,512	\$210,000	\$210,000	Sampson	52	\$75,000	\$75,000
Edgecombe	114	\$75,000	\$90,160	Scotland	53	\$64,654	\$75,000
Forsyth	251	\$237,000	\$237,000	Stanly	0	N/A	\$75,000
Franklin	0	N/A	\$75,000	Stokes	21	\$65,000	\$65,000
Gaston	55	\$74,978	\$75,000	Surry	150	\$75,000	\$75,000
Gates	88	\$65,000	\$65,000	Swain	0	N/A	N/A
Graham	48	\$64,546	\$65,546	Transylvania	70	\$75,000	\$75,000
Granville	125	\$65,000	\$65,000	Tyrrell	0	N/A	\$75,000
Greene	68	\$64,926	\$64,926	Union	119	\$95,000	\$95,000
Guilford	251	\$189,101	\$189,101	Vance	0	N/A	\$75,000
Halifax	174	\$75,000	\$75,000	Wake	434	\$249,990	\$249,990
Harnett	0	N/A	\$75,000	Warren	113	\$75,000	\$75,000
Haywood	0	N/A	\$75,000	Washington	62	\$65,000	\$75,000
Henderson	175	\$75,000	\$75,000	Watauga	43	\$60,000	\$60,000
Hertford	0	N/A	\$75,000	Wayne	284	\$74,609	\$74,609
Hoke	89	\$73,376	\$75,000	Wilkes	423	\$65,272	\$65,272
Hyde	0	N/A	N/A	Wilson	0	\$66,500	\$66,500
Iredell	134	\$95,000	\$95,000	Yadkin	154	\$65,000	\$65,000
Jackson	0	\$66,400	\$66,400	Yancey	0	\$65,000	\$65,000
				State Total	11,237	\$6,654,999	\$6,756,122

N/A – Not Applicable

Community Programs Admissions by County: CY 2000

County	Multi-Purpose Juvenile Home	One-on-One Vol. Prog.	Teen Court	Camp Woodson	Eckerd	County	Multi-Purpose Juvenile Home	One-on-One Vol. Prog.	Teen Court	Camp Woodson	Eckerd
Alamance	0	6	28	4	11	Johnston	0	0	0	0	2
Alexander	0	0	0	0	3	Jones	0	0	0	0	1
Alleghany	0	9	0	1	1	Lee	0	10	0	2	2
Anson	0	4	0	0	0	Lenoir	11	0	0	1	5
Ashe	0	2	0	0	0	Lincoln	0	6	0	2	0
Avery	0	0	0	2	2	Macon	33	0	0	0	7
Beaufort	2	6	0	0	2	Madison	0	5	0	0	1
Bertie	2	0	0	1	0	Martin	2	0	0	0	0
Bladen	0	6	7	0	2	McDowell	0	0	0	4	1
Brunswick	0	3	22	0	8	Mecklenburg	0	14	*	12	8
Buncombe	0	7	47	5	12	Mitchell	0	0	0	0	1
Burke	0	0	0	3	6	Montgomery	0	0	0	0	1
Cabarrus	0	6	24	0	0	Moore	0	26	31	2	7
Caldwell	0	11	8	2	0	Nash	0	6	0	0	3
Camden	0	0	0	0	0	New Hanover	0	11	19	0	8
Carteret	4	0	80	0	9	Northampton	3	0	0	0	0
Caswell	0	7	0	0	0	Onslow	0	19	23	0	9
Catawba	0	0	0	6	5	Orange	0	11	*	0	3
Chatham	0	10	0	0	0	Pamlico	0	0	*	1	1
Cherokee	8	0	0	0	0	Pasquotank	2	10	0	1	1
Chowan	2	4	0	0	0	Pender	0	5	0	0	4
Clay	2	0	0	0	0	Perquimans	0	19	0	0	0
Cleveland	0	27	0	1	9	Person	0	8	0	0	2
Columbus	0	6	22	0	4	Pitt	6	13	22	1	13
Craven	12	0	0	3	1	Polk	0	0	0	0	0
Cumberland	0	9	*	2	15	Randolph	0	0	67	0	15
Currituck	1	5	0	0	0	Richmond	0	0	0	1	1
Dare	2	19	0	0	3	Robeson	31	6	0	0	16
Davidson	0	16	0	2	7	Rockingham	0	10	85	3	6
Davie	0	0	0	0	7	Rowan	0	19	39	1	0
Duplin	0	0	34	0	1	Rutherford	0	2	0	1	4
Durham	0	39	57	1	2	Sampson	0	0	*	0	1
Edgecombe	0	0	0	2	5	Scotland	9	10	15	1	3
Forsyth	0	8	56	2	5	Stanly	0	7	0	0	1
Franklin	0	5	0	0	4	Stokes	0	11	0	0	4
Gaston	0	5	0	0	7	Surry	0	31	0	0	6
Gates	0	0	0	0	1	Swain	5	0	0	0	0
Graham	5	2	0	0	0	Transylvania	0	0	0	1	0
Granville	0	0	0	0	8	Tyrrell	1	0	0	0	0
Greene	7	0	0	0	2	Union	0	0	0	2	3
Guilford	0	42	*	3	17	Vance	0	0	0	0	8
Halifax	8	4	0	0	0	Wake	0	22	232	7	23
Harnett	0	0	0	1	1	Warren	0	5	*	0	1
Haywood	34	9	0	7	2	Washington	1	0	0	0	0
Henderson	0	0	0	0	9	Watauga	0	25	0	1	3
Hertford	5	0	0	0	0	Wayne	33	22	24	1	5
Hoke	3	0	*	0	1	Wilkes	0	0	0	0	5
Hyde	1	0	0	0	0	Wilson	0	14	0	2	1
Iredell	0	0	0	1	4	Yadkin	0	7	0	0	2
Jackson	14	0	0	0	2	Yancey	0	0	0	0	0
						State Total	249	631	942	96	369

* The information is unavailable.

JCPC Funding Information: FY 2000 and FY 2001

County	Admissions	Total Budget		County	Admissions	Total Budget	
	CY 2000	FY '99 - '00	FY '00 - '01		CY 2000	FY '99 - '00	FY '00 - '01
Alamance	180	\$338,226	\$351,183	Johnston	71	\$247,113	\$ 259,423
Alexander	89	\$108,452	\$115,469	Jones	15	\$55,129	\$ 60,742
Alleghany	35	\$50,942	\$56,443	Lee	46	\$160,897	\$169,434
Anson	17	\$102,266	\$108,926	Lenoir	267	\$210,988	\$219,975
Ashe	76	\$82,778	\$89,042	Lincoln	47	\$162,146	\$171,105
Avery	46	\$69,195	\$75,116	Macon	109	\$82,731	\$90,238
Beaufort	73	\$152,499	\$160,395	Madison	19	\$72,820	\$79,425
Bertie	40	\$89,044	\$ 95,639	Martin	186	\$113,707	\$119,773
Bladen	28	\$116,705	\$123,814	McDowell	79	\$127,093	\$133,936
Brunswick	34	\$156,526	\$165,771	Mecklenburg	702	\$1,458,685	\$1,506,003
Buncombe	294	\$506,623	\$523,537	Mitchell	89	\$64,535	\$70,423
Burke	88	\$232,811	\$243,217	Montgomery	55	\$94,944	\$101,634
Cabarrus	181	\$300,771	\$314,063	Moore	75	\$180,605	\$190,136
Caldwell	156	\$213,591	\$223,298	Nash	155	\$243,481	\$254,657
Camden	52	\$44,444	\$49,861	New Hanover	346	\$424,050	\$438,404
Carteret	234	\$169,383	\$178,078	Northampton	67	\$90,107	\$96,536
Caswell	22	\$93,757	\$100,220	Onslow	762	\$427,685	\$442,045
Catawba	156	\$339,024	\$352,275	Orange	95	\$245,286	\$256,250
Chatham	33	\$118,256	\$126,193	Pamlico	41	\$58,712	\$64,483
Cherokee	54	\$80,615	\$86,959	Pasquotank	104	\$131,072	\$138,883
Chowan	135	\$70,590	\$76,606	Pender	46	\$108,165	\$115,765
Clay	22	\$44,753	\$50,241	Perquimans	24	\$57,852	\$63,589
Cleveland	226	\$285,242	\$296,162	Person	43	\$120,670	\$127,880
Columbus	60	\$184,909	\$193,804	Pitt	337	\$336,658	\$350,256
Craven	214	\$260,758	\$271,540	Polk	19	\$60,143	\$66,016
Cumberland	606	\$944,005	\$969,827	Randolph	259	\$325,773	\$339,327
Currituck	17	\$76,147	\$82,391	Richmond	37	\$159,805	\$167,994
Dare	143	\$82,429	\$89,297	Robeson	255	\$445,781	\$460,045
Davidson	307	\$375,799	\$390,224	Rockingham	385	\$250,684	\$261,393
Davie	49	\$105,243	\$112,257	Rowan	229	\$329,411	\$342,971
Duplin	83	\$151,855	\$160,022	Rutherford	116	\$182,116	\$190,984
Durham	345	\$488,708	\$505,962	Sampson	56	\$166,535	\$175,268
Edgecombe	224	\$222,133	\$231,347	Scotland	100	\$152,475	\$160,220
Forsyth	630	\$729,171	\$752,664	Stanly	25	\$173,968	\$182,827
Franklin	143	\$133,072	\$141,124	Stokes	123	\$133,417	\$141,265
Gaston	445	\$555,695	\$573,159	Surry	184	\$195,788	\$204,838
Gates	91	\$54,396	\$60,159	Swain	33	\$58,815	\$64,681
Graham	50	\$48,693	\$54,138	Transylvania	47	\$100,752	\$107,383
Granville	32	\$138,513	\$146,675	Tyrrell	8	\$39,541	\$44,811
Greene	41	\$75,005	\$81,223	Union	63	\$291,339	\$304,707
Guilford	1,237	\$1,015,965	\$1,045,364	Vance	76	\$160,564	\$168,610
Halifax	151	\$211,618	\$220,716	Wake	1,176	\$1,162,852	\$1,206,619
Harnett	84	\$222,655	\$233,398	Warren	12	\$76,330	\$82,590
Haywood	175	\$144,489	\$152,431	Washington	43	\$70,095	\$76,035
Henderson	159	\$199,314	\$208,861	Watauga	65	\$111,539	\$118,419
Hertford	65	\$104,851	\$111,451	Wayne	670	\$349,118	\$361,783
Hoke	49	\$116,119	\$123,478	Wilkes	156	\$193,777	\$202,586
Hyde	8	\$42,803	\$ 48,147	Wilson	205	\$243,603	\$253,501
Iredell	75	\$288,018	\$300,409	Yadkin	95	\$110,051	\$117,296
Jackson	70	\$99,180	\$105,766	Yancey	113	\$67,186	\$73,121
				State Total	16,154	\$21,724,625	\$22,724,627

Juvenile Court Services Complaints Filed: CY 2000

County	Delinq. Approv.	Delinq. Not Approv.	Undisc. Approv.	Undisc. Not Approv.	Total	County	Delinq. Approv.	Delinq. Not Approv.	Undisc. Approv.	Undisc. Not Approv.	Total
Alamance	596	241	31	24	892	Johnston	248	113	21	9	391
Alexander	165	36	5	0	206	Jones	5	5	0	0	10
Alleghany	60	13	3	4	80	Lee	176	70	7	26	279
Anson	63	22	4	0	89	Lenoir	163	74	27	45	309
Ashe	185	27	24	18	254	Lincoln	341	138	46	2	527
Avery	45	14	3	14	76	Macon	79	30	39	36	164
Beaufort	150	52	4	7	213	Madison	20	9	19	6	54
Bertie	34	16	0	1	51	Martin	299	86	10	17	412
Bladen	69	46	2	3	120	McDowell	76	50	18	9	153
Brunswick	202	96	4	7	309	Mecklenburg	1947	1320	292	70	3629
Buncombe	568	482	206	76	1332	Mitchell	38	1	7	12	58
Burke	195	135	60	14	404	Montgomery	118	8	13	1	140
Cabarrus	376	145	32	37	590	Moore	239	49	6	2	296
Caldwell	151	131	51	55	388	Nash	319	107	17	6	449
Camden	13	9	2	0	24	New Hanover	1065	469	28	68	1630
Carteret	219	59	10	8	296	Northampton	46	52	2	6	106
Caswell	135	55	7	1	198	Onslow	558	574	11	117	1260
Catawba	472	267	136	50	925	Orange	254	149	9	9	421
Chatham	58	61	2	0	121	Pamlico	54	20	4	6	84
Cherokee	49	71	35	5	160	Pasquotank	159	48	16	8	231
Chowan	87	23	7	2	119	Pender	116	54	11	1	182
Clay	7	9	2	5	23	Perquimans	66	22	7	9	104
Cleveland	319	152	17	21	509	Person	234	50	31	9	324
Columbus	108	57	11	21	197	Pitt	394	225	3	22	644
Craven	423	145	10	43	621	Polk	23	20	0	0	43
Cumberland	1413	301	61	26	1801	Randolph	472	138	97	10	717
Currituck	80	40	10	16	146	Richmond	170	29	4	4	207
Dare	125	88	13	12	238	Robeson	777	453	89	11	1330
Davidson	443	261	29	18	751	Rockingham	248	130	15	25	418
Davie	59	48	11	6	124	Rowan	427	168	59	46	700
Duplin	138	258	1	1	398	Rutherford	228	80	26	13	347
Durham	410	213	88	90	801	Sampson	86	106	1	2	195
Edgecombe	438	160	10	6	614	Scotland	210	41	51	11	313
Forsyth	909	223	61	28	1221	Stanly	236	103	0	34	373
Franklin	101	62	18	16	197	Stokes	211	57	22	19	309
Gaston	523	318	208	50	1099	Surry	232	77	48	36	393
Gates	16	24	3	4	47	Swain	56	10	17	7	90
Graham	27	12	6	6	51	Transylvania	57	31	14	13	115
Granville	196	68	22	23	309	Tyrrell	21	6	5	3	35
Greene	41	27	5	10	83	Union	459	69	10	8	546
Guilford	2024	604	137	62	2827	Vance	138	138	31	59	366
Halifax	191	119	2	4	316	Wake	1740	374	165	137	2416
Harnett	475	221	10	22	728	Warren	29	22	16	12	79
Haywood	235	121	66	60	482	Washington	24	3	4	0	31
Henderson	190	139	3	11	343	Watauga	49	32	17	13	111
Hertford	97	35	0	14	146	Wayne	483	213	28	81	805
Hoke	95	60	33	6	194	Wilkes	260	81	58	46	445
Hyde	17	7	0	0	24	Wilson	456	188	12	3	659
Iredell	288	53	25	2	368	Yadkin	103	35	21	27	186
Jackson	112	38	18	17	185	Yancey	26	20	18	24	88
						State Total	27627	12211	2960	2066	44864

Youth Development Center Admissions by County/Type Offense: CY 2000

County	Felony: Class A-E	Felony: Class F-I	Misd.: Class A1	Misd.: Class 1-3	Total	County	Felony: Class A-E	Felony: Class F-I	Misd.: Class A1	Misd.: Class 1-3	Total
Alamance	1	13	0	2	16	Johnston	0	11	1	0	12
Alexander	1	2	0	1	4	Jones	0	0	0	0	0
Alleghany	0	1	0	0	1	Lee	0	3	0	2	5
Anson	0	5	0	1	6	Lenoir	2	4	1	0	7
Ashe	0	0	0	0	0	Lincoln	1	1	1	3	6
Avery	0	0	0	0	0	Macon	0	0	0	0	0
Beaufort	2	0	0	3	5	Madison	0	0	0	0	0
Bertie	0	1	1	1	3	Martin	1	5	2	5	13
Bladen	0	0	0	0	0	McDowell	0	1	2	1	4
Brunswick	2	3	0	0	5	Mecklenburg	6	56	14	40	116
Buncombe	2	9	1	3	15	Mitchell	0	0	0	0	0
Burke	1	6	1	3	11	Montgomery	0	1	0	2	3
Cabarrus	1	4	3	1	9	Moore	1	2	1	3	7
Caldwell	2	2	0	1	5	Nash	1	1	1	6	9
Camden	0	0	0	0	0	New Hanover	1	11	2	3	17
Carteret	0	0	0	1	1	Northampton	0	0	0	0	0
Caswell	0	1	3	1	5	Onslow	4	12	2	7	25
Catawba	2	11	2	3	18	Orange	3	5	0	1	9
Chatham	0	0	0	0	0	Pamlico	0	1	0	1	2
Cherokee	0	1	0	0	1	Pasquotank	1	2	1	1	5
Chowan	0	1	0	1	2	Pender	0	1	2	0	3
Clay	0	1	0	0	1	Perquimans	0	0	0	0	0
Cleveland	1	3	0	3	7	Person	0	4	0	1	5
Columbus	0	2	0	2	4	Pitt	2	5	2	2	11
Craven	4	8	1	6	19	Polk	0	0	0	0	0
Cumberland	9	33	6	15	63	Randolph	4	5	1	1	11
Currituck	0	1	0	1	2	Richmond	0	5	0	2	7
Dare	0	0	0	1	1	Robeson	1	4	2	2	9
Davidson	1	8	6	1	16	Rockingham	0	4	0	2	6
Davie	0	0	0	0	0	Rowan	3	3	1	2	9
Duplin	2	1	1	1	5	Rutherford	1	2	0	4	7
Durham	5	10	0	5	20	Sampson	0	3	0	0	3
Edgecombe	3	5	6	12	26	Scotland	0	3	0	1	4
Forsyth	7	18	2	5	32	Stanly	1	4	3	3	11
Franklin	0	2	0	0	2	Stokes	0	2	1	0	3
Gaston	2	5	0	1	8	Surry	1	1	1	2	5
Gates	0	0	0	0	0	Swain	0	0	0	0	0
Graham	1	0	0	0	1	Transylvania	0	2	1	1	4
Granville	1	0	0	1	2	Tyrrell	0	0	0	0	0
Greene	0	1	0	0	1	Union	2	6	1	4	13
Guilford	12	29	6	17	64	Vance	0	1	0	0	1
Halifax	0	4	3	3	10	Wake	3	22	6	11	42
Harnett	1	10	3	4	18	Warren	0	0	0	0	0
Haywood	0	0	1	0	1	Washington	0	0	0	0	0
Henderson	3	0	1	0	4	Watauga	0	2	0	0	2
Hertford	0	2	1	2	5	Wayne	4	16	7	3	30
Hoke	0	1	1	0	2	Wilkes	0	3	0	0	3
Hyde	0	0	0	1	1	Wilson	2	9	1	6	18
Iredell	1	8	0	0	9	Yadkin	0	0	0	0	0
Jackson	0	0	0	1	1	Yancey	0	0	0	0	0
						State Total	112	435	106	226	879

**Youth Development Center Commitments by Most Serious Committing Offense:
CY 2000**

Felony Classes A-E	#	Misdemeanor Class A1	#
Rape, 1 st degree	11	Assault inflicting serious injury	15
Sexual Offense, 1 st degree	15	Assault with a deadly weapon	21
Attempt to commit rape/sexual offense, 1 st degree	9	Assault on a child under twelve	3
Assault w/dead. weap. w/itk inflict. serious injury	4	Assault on an officer/state employee	64
Rape, 2 nd degree	3	Assault by pointing a gun	3
Sexual Offense, 2 nd degree	12		
Kidnapping, 1 st degree	1		
Other Class C felonies	2		
Armed Robbery/attempted armed robbery	25		
Attempt to commit rape/sexual offense, 2 nd degree	3		
Burglary, 1 st degree	5		
Other D Class felonies	1		
Assault with deadly weapon with intent to kill	1		
Assault w/deadly weapon inflicting serious injury	10		
Discharging firearm into occupied property	1		
Other Class E felonies	9		
Subtotal Felony Classes A-E (12.74%)	112	Subtotal Class A1 Misd. (12.06%)	106
Felony Classes F-I	#	Misdemeanor Classes 1-3	#
Assault with firearm upon law-enforcement	2	Communicating threats	42
Other Class F felonies	3	Possession of weapon on school grounds,	13
Burglary, 2nd Degree	3	Hit and run	1
Common law robbery	24	Breaking and entering, misdemeanor	17
Other Class G felonies	3	Larceny, misdemeanor	38
Larceny, felony	201	Possessing stolen goods, misdemeanor	8
Breaking or entering, felony	62	Injury to real property	13
Possession of stolen vehicle	26	Possess. controlled substance, misd.	7
Possession of stolen goods, felony	13	Purchase or possession of malt beverages	2
Controlled substance-sell/deliver	22	Drug paraphernalia	1
Other Class H felonies	18	Unauthorized use of motor-propelled	9
Counterfeit controlled substance-sell/deliver	2	Other Class 1 misdemeanors	18
Crime against nature	14	Simple assault	37
Possession of weapon on school grounds	2	Setting fire to grass, woodlands	1
Credit card theft	1	Resisting arrest	5
Credit card fraud	1	Disorderly conduct/Public Disturbance	8
Forgery	3	Driving without license	2
Breaking or entering vehicle	23	Injury to personal property	2
Possession of controlled substance, felony	10	Other Class 2 misdemeanors	1
Other Class I felonies	2	Shoplifting (first offense)	1
Subtotal Felony Classes F-I (49.49%)	435	Subtotal Misd. Classes 1-3 (25.71%)	226
Subtotal Felonies	547	Total Misdemeanor Classes	332

Detention Center Admissions by County: CY 2000

County		County	
Alamance	103	Johnston	86
Alexander	33	Jones	4
Alleghany	12	Lee	36
Anson	15	Lenoir	43
Ashe	33	Lincoln	39
Avery	7	Macon	6
Beaufort	22	Madison	2
Bertie	18	Martin	34
Bladen	18	McDowell	7
Brunswick	51	Mecklenburg	1,170
Buncombe	195	Mitchell	1
Burke	65	Montgomery	13
Cabarrus	54	Moore	37
Caldwell	23	Nash	79
Camden	2	New Hanover	225
Carteret	47	Northampton	14
Caswell	43	Onslow	134
Catawba	166	Orange	47
Chatham	10	Pamlico	6
Cherokee	10	Pasquotank	40
Chowan	19	Pender	58
Clay	0	Perquimans	29
Cleveland	48	Person	94
Columbus	17	Pitt	125
Craven	172	Polk	5
Cumberland	499	Randolph	137
Currituck	17	Richmond	26
Dare	21	Robeson	162
Davidson	87	Rockingham	57
Davie	14	Rowan	151
Duplin	16	Rutherford	38
Durham	382	Sampson	13
Edgecombe	104	Scotland	74
Forsyth	404	Stanly	35
Franklin	54	Stokes	29
Gaston	194	Surry	57
Gates	4	Swain	3
Graham	10	Transylvania	15
Granville	36	Tyrrell	2
Greene	15	Union	78
Guilford	774	Vance	39
Halifax	61	Wake	715
Harnett	97	Warren	17
Haywood	30	Washington	3
Henderson	28	Watauga	4
Hertford	34	Wayne	162
Hoke	39	Wilkes	72
Hyde	4	Wilson	89
Iredell	69	Yadkin	33
Jackson	10	Yancey	13
		Indian Reservation	17
		U. S. Marshall	3
		State Total	8,563

North Carolina Juvenile Justice Facilities Map

