



North Carolina Division of Juvenile Justice

Chief Deputy Secretary Linda W. Hayes

ANNUAL REPORT 2011



Governor Beverly E. Perdue

Secretary Reuben F. Young

North Carolina Department of Public Safety
Division of Juvenile Justice

2011 Annual Report

Mailing Address:

4212 Mail Service Center
Raleigh, NC 27699-4212

Location:

3010 Hammond Business Place
Raleigh, NC 27603

919-733-3388

www.ncdjdp.org

**STATE OF NORTH CAROLINA
DEPARTMENT OF PUBLIC SAFETY, DIVISION OF JUVENILE JUSTICE
4212 MAIL SERVICE CENTER
RALEIGH, NORTH CAROLINA 27699-4212
TELEPHONE: (919) 733-3388**

**Beverly Eaves Perdue, Governor
Reuben F. Young, Secretary**

Linda W. Hayes, Chief Deputy Secretary

April 1, 2012

Dear Juvenile Justice Colleagues:

This Annual Report highlights many of the accomplishments resulting from wonderful partnerships we have across the state. These partnerships include federal, state, law enforcement, judicial, human services, community advocates, faith and many other relationships. Such partnerships form the bedrock of our state juvenile justice system and serve as one of our core strategies for building successful programming. We also commit ourselves to attending to the latest, most rigorous research to help guide all of our services and make the best use of public resources. And if youth are placed at one of our centers, we are committed to applying evidence-supported principles and practices in our efforts to teach them positive social behaviors and the skills needed to avoid future criminal behaviors all the while maintaining the highest levels of public safety.

As the former Department of Juvenile Justice and Delinquency Prevention, now the Division of Juvenile Justice within the consolidated Department of Public Safety, we are very proud of the accomplishments noted in this report. Juvenile crime rates continue to decline. So are the numbers of youth actually entering our system. And despite the significant cuts in state and other resources during the past few years, our outcomes continue to be very positive. The credit for these achievements should be given to our very dedicated employees, contractors, community partners and other stakeholders. On behalf of Governor Perdue, Secretary Young, and myself, thank you for your interest in North Carolina's Division of Juvenile Justice Annual Report.

Sincerely,



Linda W. Hayes
Chief Deputy Secretary

2011 Annual Report

Division of Juvenile Justice

Vision, Mission and Goals	1
Overview	2 - 5
Statewide Programs	6
Community Programs	7 - 10
Court Services	11 - 13
Reclaiming Futures	14
Facility Operations, Education	15 - 19
Top 25 Offenses	20
Conclusion	21

Vision, Mission and Goals

Vision

By December 2016, the Division of Juvenile Justice will be operating an integrated, comprehensive juvenile justice system providing exemplary services to youth and to their families at the times and places where our services will have the greatest positive impact.

Mission

To reduce and prevent juvenile delinquency by effectively intervening, educating, and treating youth in order to strengthen families and increase public safety.

Goals

1. Fostering communities that are safe from juvenile crime.
2. Collaborating with judges, district attorneys, law enforcement agencies, schools, and other youth service providers to determine and provide the right program for each youth.
3. To provide safe and secure housing for youth in care and to provide programming that teaches pro-social skills.
4. To provide accurate assessment, effective treatment and education of youth.
5. To prevent youth from initial or further involvement in the juvenile justice system through partnerships with local governments and communities.
6. To provide effective and timely administrative services to internal Division of Juvenile Justice customers and to external recipients of community program funds.
7. To develop and manage workforce development programs and services that are effective, compliant with laws and regulations, and control costs in order to attract, retain, and motivate a highly competent workforce supporting the Division of Juvenile Justice's mission.

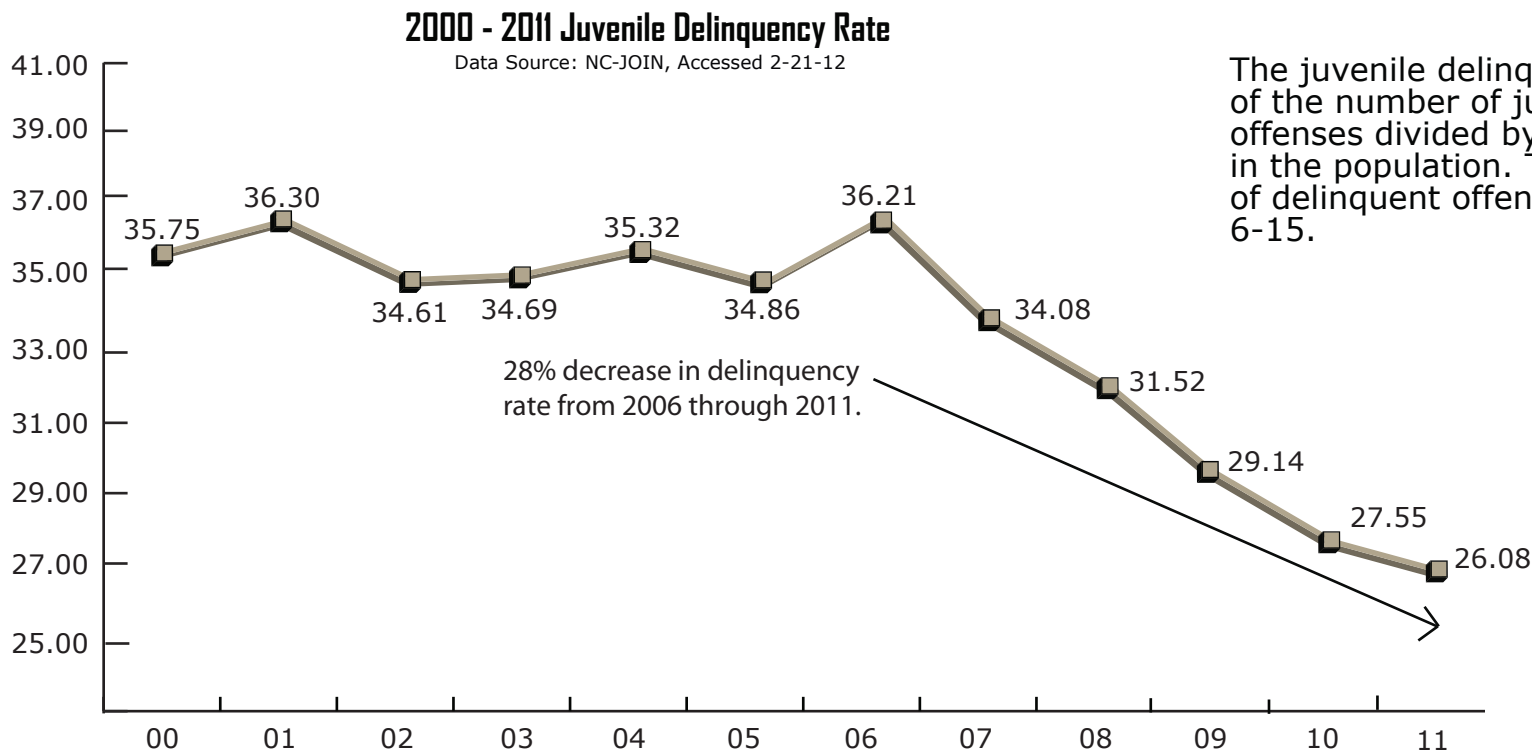


Public Safety Increases as the Juvenile Delinquency Rate Drops for the Fifth Straight Year

For the fifth consecutive year the juvenile delinquency rate (juvenile crime) in the State of North Carolina has decreased. Over that five-year period, the State has experienced a 28% decrease in juvenile delinquency. This alone is a great achievement, but when one considers that at the same time the courts have been committing fewer and fewer youth to long-term stays in the Division of Juvenile Justice's youth development centers, these numbers are truly exciting accomplishments. Last year, only 307 youth were committed to youth development centers; this is the lowest level ever recorded and represents a 14% decrease from the year before. Over the last decade, commitments have dropped almost every year, and since 2000 they have dropped by 670 commitments, or 69% overall.

These two tremendous accomplishments -- reducing juvenile crime and reducing juvenile commitments -- are achievements that can, in large measure, be attributed to the Juvenile Justice Reform Act of 1999, and to the hard work of the caring and competent juvenile justice professionals in the Division of Juvenile Justice and their community partners.

Juvenile Delinquency Rate



The juvenile delinquency rate is a calculation of the number of juvenile delinquent offenses divided by the total youth ages 6-15 in the population. The rate is the number of delinquent offenses per 1,000 youth age 6-15.

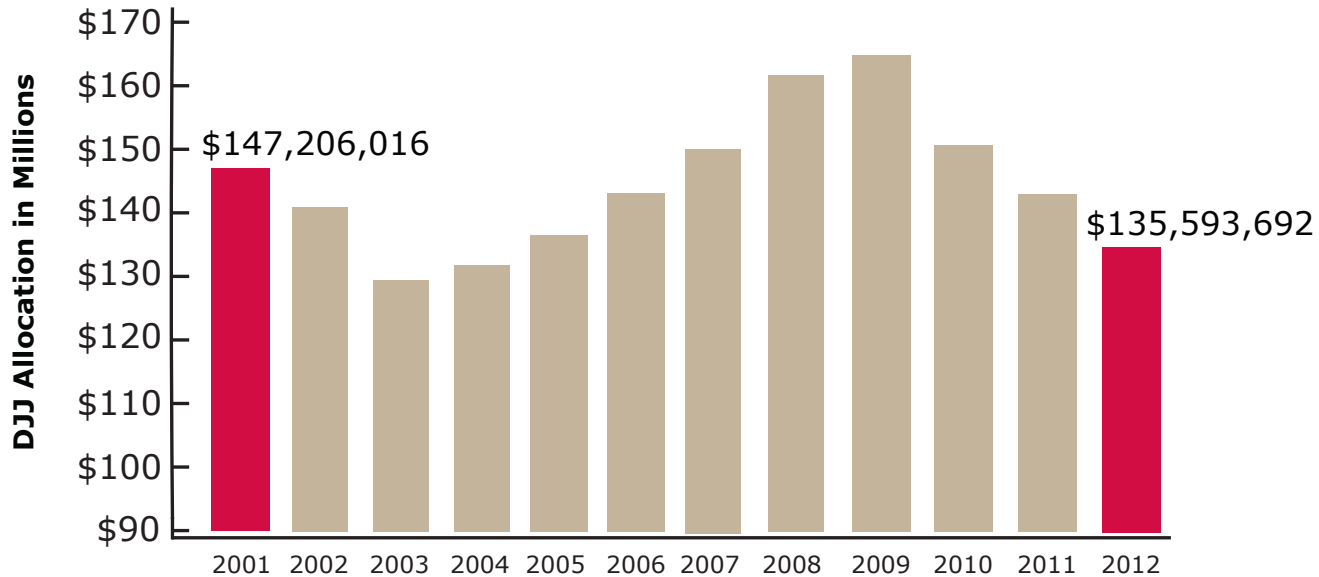
Budget

For the fourth straight year the budget of Juvenile Justice has been cut. In the past four years, the budget of the division has been reduced by 15%, or \$25 million, and the division has downsized its workforce by 15%, or approximately 300 jobs. The division has also closed two youth development centers and reduced the number of juvenile court districts, from 39 down to 30, resulting from declines in committed youth as well as in response to the state's fiscal crisis. The division has also cut substantial amounts of its community programming dollars, including completely eliminating the Governor's One-on-One program, the Support Our Students program, and closing a number of the state's wilderness camping opportunities and multipurpose homes.

All of these cuts have forced the division to work harder with less and to be more efficient than ever with the funding it receives to serve North Carolina's youth. This includes the need for the division to become creative in forming public-private partnerships, in leveraging funding and in-kind resources as much as possible, and in driving all services and programs toward an evidence basis to ensure that dollars are being effectively and efficiently spent.

State Budget Amounts Spent by the Division of Juvenile Justice

Budget totals are year-end amounts for each fiscal year, except 2011-12
 Source: DJJDP Budget Operations Office, Accessed 2-22-12



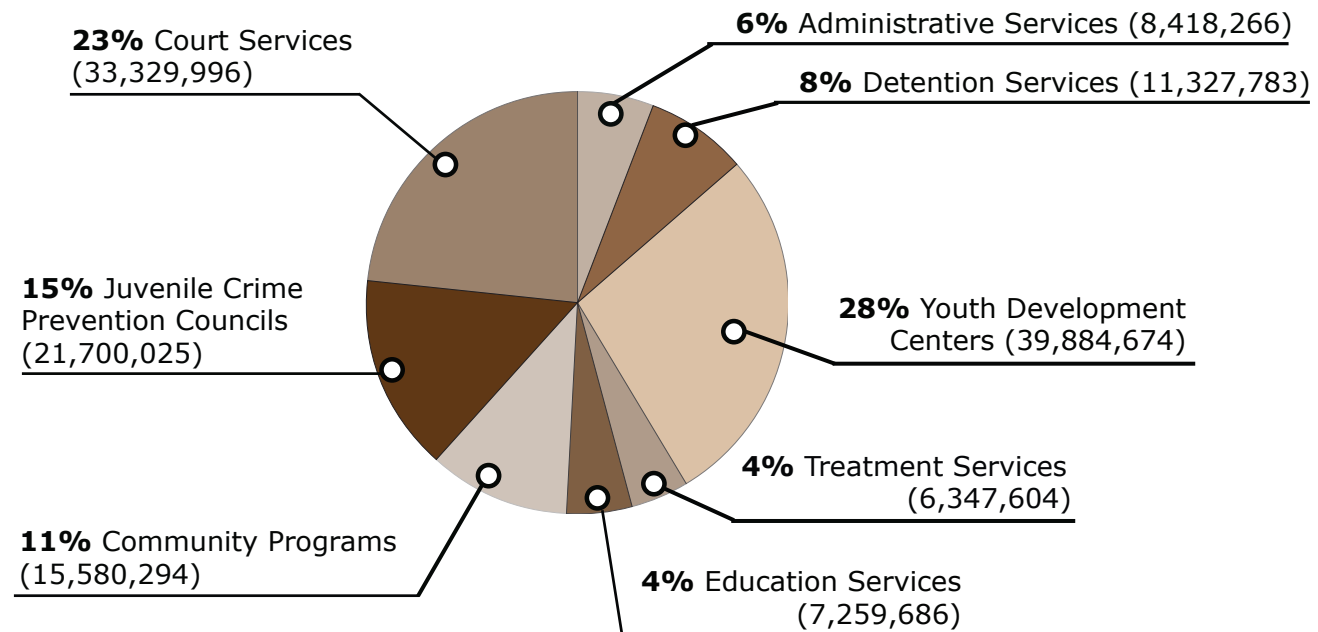
Accomplishments

In 2011, the division made a number of positive changes to more effectively and efficiently serve the youth of North Carolina including:

- Rebidding the dollars formerly involved in the wilderness camping contract to services that reflect, through **the literature**, the best practices found in juvenile justice evaluation research.
- Better ensuring youth do not recidivate (commit additional crimes) once they leave a youth development center by creating more re-entry opportunities, such as the transitional-living home started in Craven County in 2011.
- Significantly increasing evidence-based programs and practices in community-based services.
- Building into the curriculum at youth development centers more vocational opportunities, such as the horticulture program at Dobbs Youth Development Center and the workforce development program at Stonewall Jackson Youth Development Center.
- Creating a state office for Reclaiming Futures to ensure that youth experiencing substance abuse issues are better served by the court system.
- Continuing district peer reviews to ensure the dissemination of best practices and to achieve greater court staff accountability.
- Holding district forums to help North Carolina comply with federal statutes, train community partners on various collaborative data tools that can more accurately assist in local planning, and help ensure that unbiased decision-making is used in considering appropriate placement outcomes and alternatives for undisciplined youth.

State Budget General Funds Spent by the Division of Juvenile Justice

Budget is year-end amount for FY 10-11, Total = \$143,848,328



Government Consolidation

Governor Perdue's Executive Order 85 began the process of state Executive Branch reorganization relative to public safety entities in March 2011. Executive Order 85, along with legislative action, created the North Carolina Department of Public Safety by consolidating the Department of Juvenile Justice and Delinquency Prevention, the Department of Correction, and the Department of Crime Control and Public Safety. The North Carolina General Assembly reviewed Executive Order 85 and took up the subject of government reorganization during the 2011 session, making various adjustments and ultimately agreeing that consolidation should occur. Codified in House Bill 200, the newly created Department of Public Safety was officially established by the budget bill with a start date of 1/01/12. Each of the former Departments spent July through December of 2011 reviewing the statutes, working with the Office of Budget and Management, the Office of the State Controller, Office of State Personnel and other entities to begin the process of combining into the largest cabinet agency in North Carolina.

Governor Perdue appointed Reuben Young as Secretary of the Department of Public Safety in September of 2011. Former Department of Juvenile Justice and Delinquency Prevention Secretary Linda Hayes was asked to continue as the top leader in the Division of Juvenile Justice under Secretary Young. Chief Deputy Secretary Hayes agreed to continue in her leadership role as the consolidation moves forward. Looking ahead, the Division of Juvenile Justice's mission remains focused on the accomplishment of effective public safety by treating, educating, and holding youth accountable for their behaviors using the Comprehensive Strategy. This strategy offers research-supported approaches across the full continuum of juvenile risk behavior. The Division of Juvenile Justice will continue to develop and provide evidence-supported programs to accomplish its goals. The division is extremely proud of its history and accomplishments. For over a decade, juvenile crime has declined substantially across North Carolina. This would not have been possible without the wonderful partnerships that the Division of Juvenile Justice has at every level of government along with hundreds of non-profits and other human service agencies. These partnerships form the cornerstone of how the Division of Juvenile Justice hopes to continue working collaboratively to provide the best chance for at-risk and delinquent youth to turn their lives around.



State Capitol, Raleigh, NC

Statewide Programs

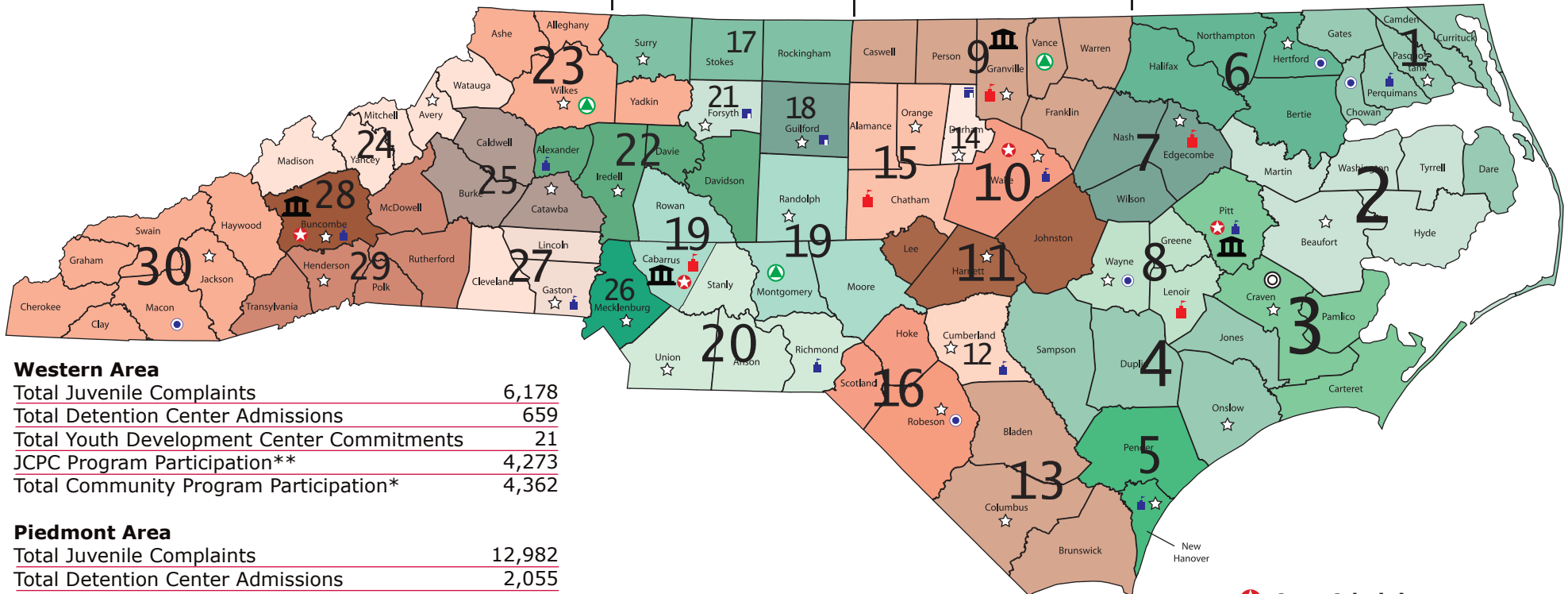
Operational programs during Calendar Year 2011
 Data Source: NC-JOIN and Client Tracking, Accessed 2-21-12

Western Area
 7 Districts,
 28 Counties

Piedmont Area
 7 Districts,
 19 Counties

Central Area
 8 Districts,
 21 Counties

Eastern Area
 8 Districts,
 32 Counties



Western Area

Total Juvenile Complaints	6,178
Total Detention Center Admissions	659
Total Youth Development Center Commitments	21
JCPC Program Participation**	4,273
Total Community Program Participation*	4,362

Piedmont Area

Total Juvenile Complaints	12,982
Total Detention Center Admissions	2,055
Total Youth Development Center Commitments	87
JCPC Program Participation**	6,723
Total Community Program Participation*	6,867

Central Area

Total Juvenile Complaints	10,375
Total Detention Center Admissions	1,516
Total Youth Development Center Commitments	100
JCPC Program Participation**	8,108
Total Community Program Participation*	8,347

Eastern Area

Total Juvenile Complaints	7,624
Total Detention Center Admissions	992
Total Youth Development Center Commitments	99
JCPC Program Participation**	7,341
Total Community Program Participation*	7,496

*Total Community Program Participation is defined as admission or termination from Juvenile Crime Prevention Council Programs, Multipurpose Group Homes, and Eckerd.

**JCPC and community program participation calculated by 2010-2011 school year.

- Area Administrator**
- Chief Court Counselor**
- Youth Development Center**
- State Detention Center**
- County Detention Center**
- JCPC Consultant**
- Multipurpose Juvenile Home**
- Level II Residential Program**
- Transitional Home**

Community Programs

The Community Programs Section is statutorily mandated to prevent initial or further involvement of youth in the juvenile justice system while contributing to public safety locally. Community-based prevention and intervention (Juvenile Crime Prevention Council-funded) programs, alternative to commitment programs, gang violence prevention/intervention initiatives, residential treatment programs, multi-purpose group homes, re-entry/transition programming, and wrap-around programs served over 27,000 youth and their families last year in more than 600 programs statewide.

Juvenile Crime Prevention Councils (JCPCs)

Juvenile Crime Prevention Councils are the foundation for North Carolina's comprehensive strategy to prevent and reduce juvenile delinquency and crime. These councils work with the Division of Juvenile Justice to manage a statewide effort to improve public safety by partnering with county governments for funding local non-profits to develop and implement local programs that address identified local needs.

Juvenile Crime Prevention Council members are statutorily mandated and are appointed by the county Board of Commissioners. The meetings are open to the public, and all business is considered public information. The Division of Juvenile Justice allocates approximately \$22 million to these Councils annually, and the Councils leverage an additional \$18.5 million for local services annually.

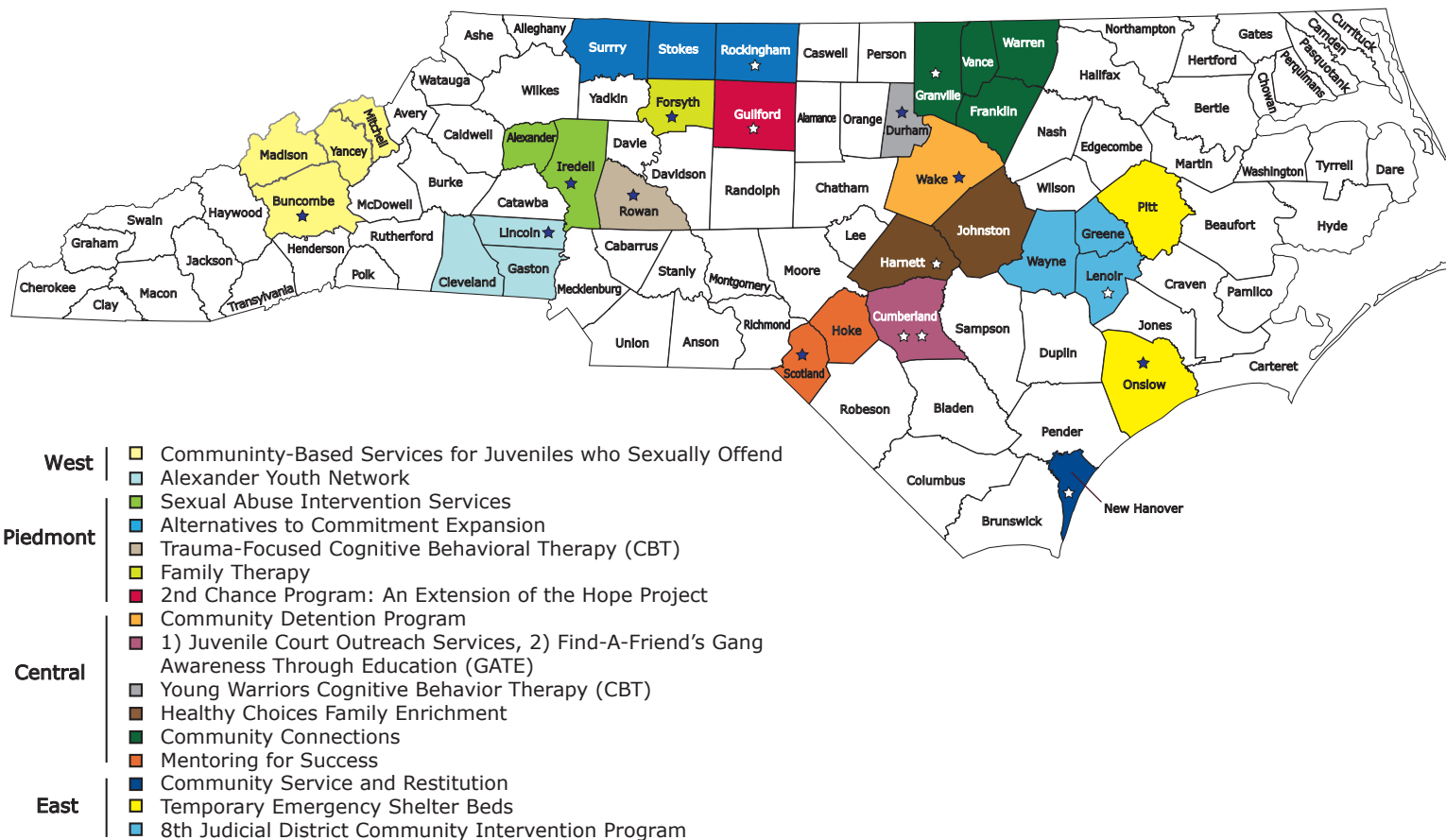
NC ALLIES

Accomplishments of the Community Programs section's contracted services and programs include full implementation of all phases of NC ALLIES (A Local Link to Improve Effective Services). This on-line application and review process, includes a client tracking system with measurable objectives by program type, and an accountability system. This information data system allows contracted services, local programs, Juvenile Crime Prevention Councils, county partners, and the division to track the progress of youth in the system and the programs' success in treating youth and their families. In addition, increased implementation of evidence-based and evidence-supported programs throughout the state has ensured more effective services as juvenile crime has continued to decline throughout the state.

Level II Dispositional Alternatives

As part of the process to rebid dollars formerly used for the wilderness camping contract which expired this year, the Division of Juvenile Justice reviewed the research and examined data on the effectiveness of the wilderness camping experiences. The division assembled a statewide advisory board of juvenile justice professionals, judges, legislators, and other stakeholders, who determined more efficient and effective ways exist to serve high-risk adjudicated juveniles with these designated dollars. Although wilderness and experiential camping programs have shown to be somewhat effective in changing some juvenile misbehavior, new research has helped illustrate that other programs can be significantly more effective toward changing criminogenic thinking (thought patterns that lead to criminal behavior) and reducing recidivism (committing additional crimes).

New Juvenile Crime Prevention Council Contracted Community and Evidence-Based Level II Dispositional Alternatives



Level II (continued)

Using data gleaned from the aforementioned process, the Division of Juvenile Justice then developed a very deliberate approach for securing the dispositional options most likely to achieve better outcomes: A combination of both residential and non-residential services; evidence-based programming found to be most effective in addressing the needs of Level II juveniles; services that fill gaps in the Division of Juvenile Justice’s comprehensive strategy of graduated sanctions for targeted juveniles; services that are delivered statewide, regionally, and locally; re-entry services; and programs that address the specific risks and needs of these high-risk juveniles within local communities.

Contractual Level II Dispositional Alternatives



Level II and III (Dispositional Alternatives)

The Division of Juvenile Justice continued providing alternatives to commitment programming that create less expensive options for youth while maintaining public safety. Sixty-five percent (65%) of the youth exiting the programs completed their programming at a high or acceptable level of participation and achievement of behavior improvement goals. Only seven percent (7%) of participants exiting the program were committed to a youth development center.

Area of State	Host County (Sponsoring Agency)	Counties Served (14 Counties)
EAST	Wayne (Methodist Home for Children)	Wayne, Lenoir and Greene
	Dare (Dare County Schools)	Dare
	Onslow (Onslow County Youth Services)	Onslow
PIEDMONT	Davidson (Family Services of Davidson County, Inc.)	Davidson
	Rockingham (Rockingham County Youth Services)	Rockingham, Stokes and Surry
CENTRAL	Alamance (Alamance County Dispute Settlement and Youth Services)	Alamance
	Cumberland (Cumberland County CommuniCare, Inc.)	Cumberland
WEST	Burke (Appalachain Family Innovations)	Burke, Caldwell and Catawba

Gang Prevention and Intervention Initiatives

Highlights of Community Programs' gang prevention and intervention initiatives, funded through federal stimulus dollars, are noted in a December 2011 report showing promising results. Over 200,000 risk and needs assessments were examined from the past four years, and comparisons were made between gang and non-gang identified youth. Gang-identified youth have highly elevated risks for reoffending and service/treatment needs. Preliminary data show a correlation between the implementation of these gang prevention and intervention initiatives and a decrease in gang involvement (30% decrease since FY 08-09).

Another important finding from the 2011 study was that gang membership/association was more prevalent the deeper a juvenile went into the juvenile justice system:

- 7% of distinct juveniles had delinquent complaints
- 13% of juveniles adjudicated
- 21% of juveniles admitted to short-term detention
- 44% of juveniles committed to a long-term youth development center

Craven Transitional Home

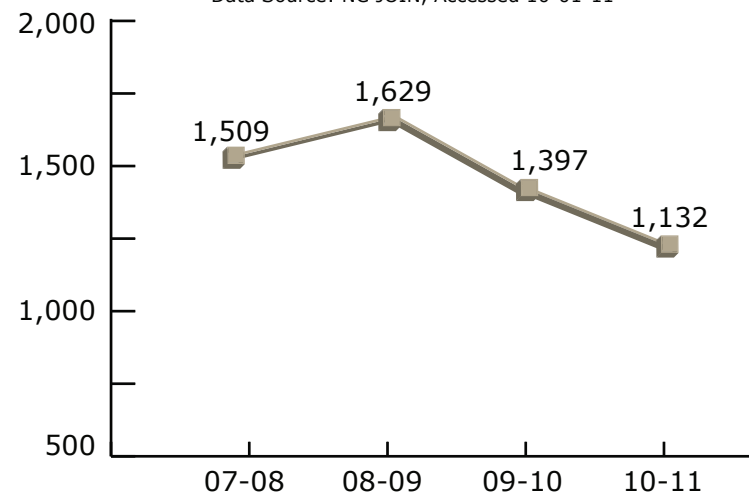
Through the Gang Intervention Pilot program, the Division of Juvenile Justice has established the Craven Transitional Home. The facility allows the division to provide supervision of youth who are exiting a youth development center, age 16 or older who are gang-involved, and their natural home environment is not positioned to sustain positive growth or development. Youth housed at the facility have a need for alternative, community-based living for at least six months.

Many youth leaving youth development centers need a period of transition prior to reintegrating into the community. Specifically, they are youth who are gang-involved, at-risk and/or need a safe haven away from the negative influences of their community.

The division has six male youth who are residing in the Craven Transitional Home. All six are employed and involved in educational activities at the local community college. As a part of the program, the youth have a service plan that allows them to work on their individual needs. The goal is to make them self-sufficient for independent living.

Statewide Distinct Juveniles Identified as Gang Members or Associates

Data Source: NC-JOIN, Accessed 10-01-11



Court Services

In 2011, the Court Services Section served 19,024 juveniles and their families as we worked to keep our communities safe, meet the needs of these juveniles and hold them accountable. The data in this report document that the rate of juvenile delinquency complaints continues to decline, 5% this year and 28% decrease over the last five years. Fewer young people are being placed in secure facilities. These positive developments have resulted from the quality service by our court staff and the collaboration with effective community programs described elsewhere in this report.

The continuing quality improvement program of Court Services involves the annual review of juvenile cases to assure that standards and statutory requirements are met. These reviews are carried out by over 200 Juvenile Court Counselors, who have been trained as peer reviewers. There have been multiple positive outcomes as a result of these reviews.

- All Court Counselors have developed a better understanding of policies and standards. Those who are peer reviewers report that this has been a major benefit to them as a result of their work as a reviewer.
- Each district has implemented plans to make identified needed improvements. Those specific improvements vary from district to district, but most often involve improved documentation.

Total Complaints Received in 2011:
37,159

Delinquent Complaints: **90.3%**

Undisciplined Complaints: **9.7%**

In 2011, **75%** of all complaints were committed by males.

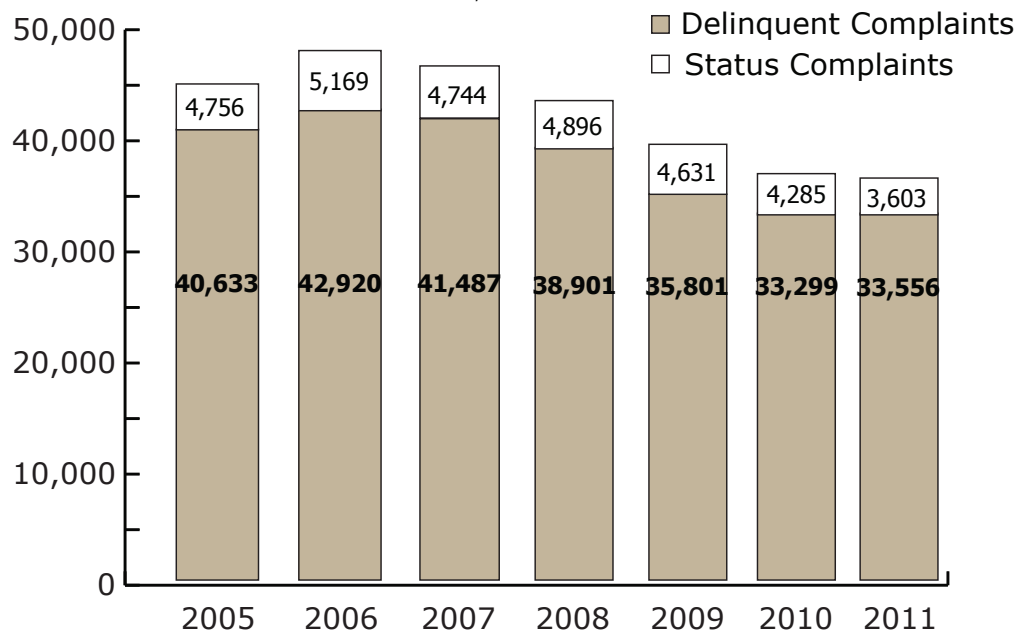
Total Complaints by Race/Ethnicity: 2011

Data Source: NC-JOIN, Accessed 2-21-12

	Class A - E	Class F - I, A1	Class 1 - 3	Infraction	Status	Complaints
American Indian or Alaska Native	9	88	324	3	76	500
Asian	4	29	149	2	19	203
Black or African American	484	4,282	12,076	14	1,179	18,035
Hispanic/Latino	63	586	2,097	23	318	3,087
Native Hawaiian or Other Pacific Islander	0	4	26	1	1	32
Two or More Races	32	119	345	2	69	567
Unknown	0	59	212	1	49	321
White	252	2,577	9,650	43	1,892	14,414
Total:	844	7,744	24,879	89	3,603	37,159

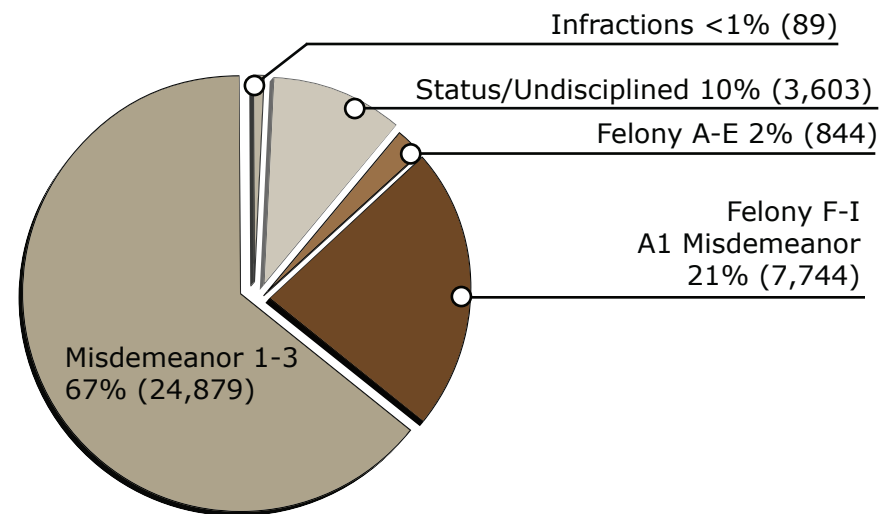
2005 - 2011 Juvenile Delinquent and Status Offenses

Data Source: NC-JOIN, Accessed 2-21-12



Complaints Received: 2011

Data Source: NC-JOIN, Accessed 2-21-12



- Every district has implemented new strategies that will improve and maintain quality on an on-going basis. These strategies include the creation of checklists, more structured record review procedures, and the establishment of standing committees of district staff to focus on specific issues, such as training.
- Best practices in each district are shared with peers. Notable examples are strategies to appropriately divert cases from court while ensuring the juveniles and their families receive needed services. One particular example is the development of a community Teen Court program that can effectively deal with a significant number of cases referred by schools. Last year only 34% of cases referred for school-based offenses went to court, with the remaining cases being addressed through other community resources. This has been achieved through strong working relationships with School Resource Officers, schools and community programs.

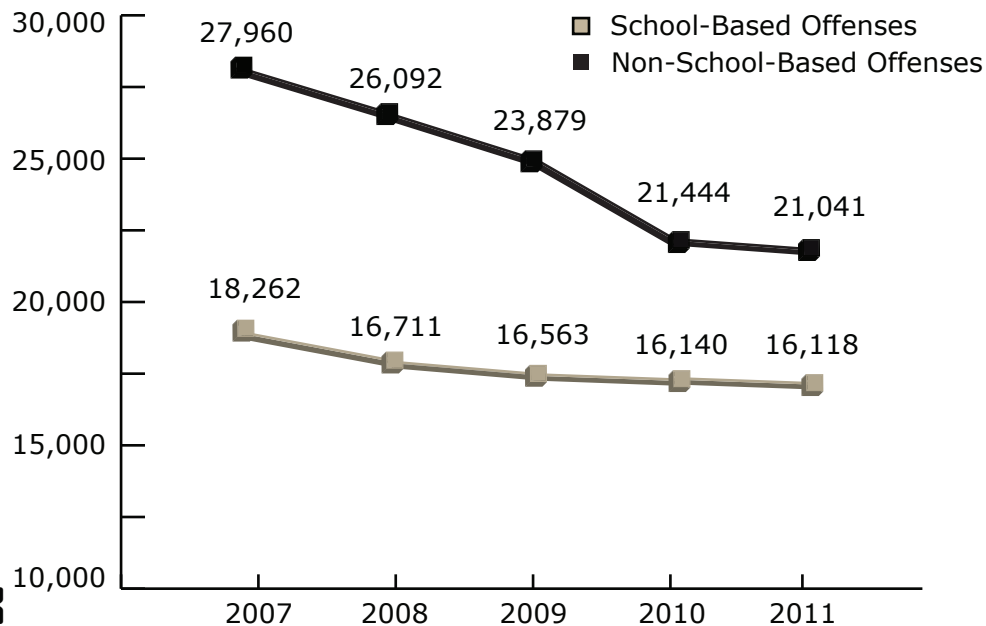
Four area conferences were held to introduce community stakeholders to best practices in juvenile justice and to prepare for the implementation of specific strategies across the state. Approximately 600 stakeholders participated in the conferences, representing judiciary, law enforcement, court counselors, community programs and education. The strategies are:

1. The deployment of a standardized assessment tool to guide court counselors in making decisions to pursue secure detention of juveniles. The tool was designed based on models used in other states and modified to meet North Carolina's code and needs. The tool will be piloted in four districts and implemented statewide in July 2012.
2. The development of standardized district data reports will be made available to the community with performance measures and will reflect the size and kind of issues coming to Court Services and how they are being served by our system.
3. The creation of a graduated sanctions and rewards grid for each county to provide a greater range of responses, immediately available, to judges and court counselors. These grids create an effective method to involve a wide range of community resources in providing options to the courts. Where they have been successfully implemented, detention rates decrease and successful completion of probation increase.

In July 2011, eight of our district offices were consolidated to create larger districts as a result of legislative decisions. **Eight Chief Court Counselor and thirty-nine Court Counselor positions were eliminated.** The rapid adjustments required were carried out by our dedicated staff. The continued commitment to quality improvement documented in this report is a testament to their professionalism.

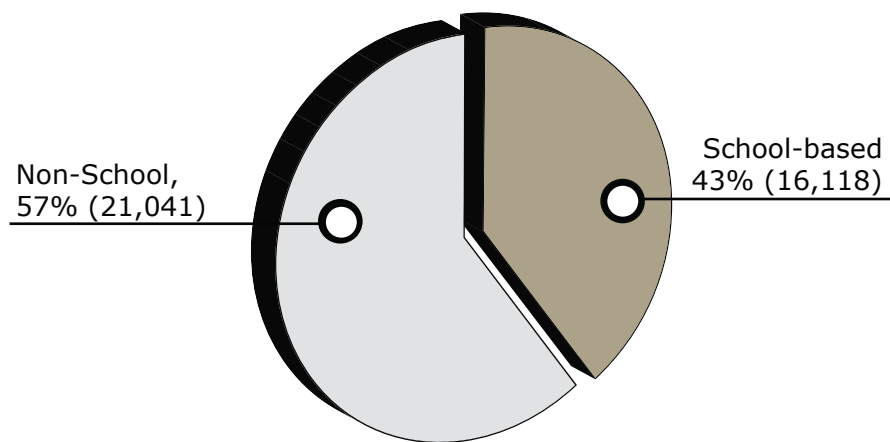
School-Based vs Non School-Based Offenses Trend

Data Source: NC-JOIN, Accessed 2-21-12



School-Based vs Non School-Based Offenses: CY 2011

N = 37,159 | Data Source: NC-JOIN, Accessed 2-21-12



Reclaiming Futures - Engaging Communities and The Courts in Substance Abuse Recovery Services

Research has clearly shown a link between substance abuse and increased criminal activity. In 2011, 23% of youth screened upon entering the juvenile justice system in North Carolina showed moderate or high risk for needing substance abuse treatment. Nationally as few as 10% of youth that need substance abuse treatment will receive it. Partnerships between the Division of Juvenile Justice and the Division of Mental Health/Developmental Disabilities/Substance Abuse Services are working to get more youth connected with the treatment that they need.

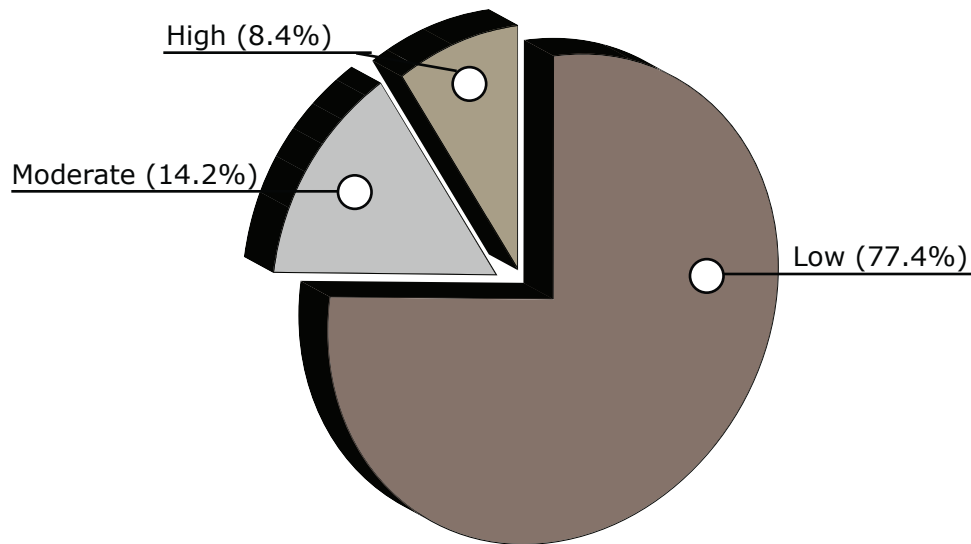
Six sites in North Carolina have been implementing Reclaiming Futures, a national evidence-supported model designed to ensure court-involved youth have access to a full continuum of services, which includes screening for substance abuse problems using a reputable tool (i.e., Global Appraisal of Individual Needs, GAIN-SS) at entry into court services, referral for further assessment as needed, and engagement of youth and their families in treatment.

In addition to improving screening and treatment practices, sites are partnering with community-based services and "natural helpers" to provide long-term supports to youth after they complete treatment and probation. They have identified new engagement strategies for their communities and families, including mentoring programs utilizing local law students, expansion of the availability of family support programs (such as Strengthening Families and Parenting Wisely) and connection of families with advocates that help them navigate various systems.

In 2011, North Carolina established the nation's first statewide Reclaiming Futures office. The state is positioned to expand Reclaiming Futures to additional sites and integrate the Reclaiming Futures model within the statewide infrastructure. The office will provide training, technical assistance, and evaluation support to the Reclaiming Futures sites. The endeavor is a public-private partnership supported with funding from the North Carolina Governor's Crime Commission, Kate B. Reynolds Charitable Trust, and The Duke Endowment.

Global Appraisal of Individual Needs (GAIN) Assessment Findings

N = 5,082 | Data Source: NC-JOIN, Accessed 01-15-12



The Division of Juvenile Justice operates nine juvenile detention centers and six youth development centers.

Detention Services

Youth who are alleged to have committed offenses that would be a felony if committed by an adult, who are alleged to have assaulted people, who are runaways, or who have been adjudicated delinquent, may be placed in a juvenile detention center pending a court hearing or waiting for a dispositional placement. The Division of Juvenile Justice operates nine regional juvenile detention centers and monitors the operation of three county-run detention centers. Detention centers are locked, secure facilities with structured programming. All youth are provided on-going education services by licensed teachers and receive medical and mental health screenings to inform appropriate, individualized care for each youth during their short-term stay.

Youth are placed in a detention center as the result of a court order and have periodic court hearings to review the necessity of continued secure custody. The Division of Juvenile Justice has a transportation section to provide for secure transport to and from court hearings in the county of jurisdiction.

Youth Development Centers

Youth development centers are locked, secure facilities that provide care, treatment, education and programming to meet the individual needs of youth committed to the Division of Juvenile Justice as the most intensive disposition for a youth in juvenile court. Youth who are adjudicated delinquent for serious or violent offenses or who have a history of delinquent adjudications for offenses they committed prior to their 16th birthday may be placed with the division by court order and assigned to a youth development center. The minimum stay is six months; however, the average length of stay in 2011 was 13 months. Juveniles committed to the division may be under the court's jurisdiction until at least the youth's 18th birthday, but juveniles committed for violent offenses may be under the court's jurisdiction until age 21.

When a youth is admitted to a youth development center, a battery of assessments and screenings are completed to inform an individual service plan that includes individualized plans for education, mental health treatment, skills acquisition, transition and plans to meet special needs that are identified. There are monthly meetings with the multidisciplinary service planning team that includes the parent, the youth, the court counselor and stakeholders from the youth's community as well as staff from the youth development center.

During 2011, two older youth development centers, Swannanoa and Samarkand, were closed, leaving a total of five youth development center campuses – three larger campuses (Jackson, Dillon and Dobbs which includes the Lenoir building) and two small centers (Edgecombe and Chatham.) The total number of beds were reduced from 407 to 329 beds.

The division has worked to prepare for the anticipated roll-out of the Prison Rape Elimination Act's (PREA) juvenile justice standards in April of 2012. In 2011, all Division of Juvenile Justice employees participated in a web-based training providing an overview of the Act. Policies, manuals, practices, and operations have been scrutinized, and adjustments are in progress, to ensure that the division will be in full compliance.

Youth Development Centers, cont.

Youth committed to youth development centers in 2011 presented with many needs. Forty-four percent (44%) of those committed were either known gang members, or regularly associated with gang members. Eighty percent (80%) had histories of serious school behavior problems (truancy, suspensions, expulsions), with an average of 36 days of suspension in the year prior to their commitment. With one in four of the youth committed in 2011 having documented histories of physical, sexual, or emotional abuse or neglect, it is not surprising that 89% were found to have a diagnosable mental health problem above and beyond conduct disorder, with 70% having more than one diagnosis. In order, the most frequent diagnoses among youth committed in 2011 were substance abuse disorders, attention deficit hyperactivity disorder, anxiety disorders, post-traumatic stress disorder (PTSD), depression, and oppositional-defiant disorder. Certain psychosocial deficits were observed across all of these difficulties, including difficulty in recognizing, tolerating, and recovering from extreme distress, poor self-awareness of sensations and bodily states, interpersonal problems marked by a tendency to erroneously perceive innocuous social interactions as being hostile in intent, an inability to self-soothe, and a tendency to use self-harm as a means of managing overwhelming distress.

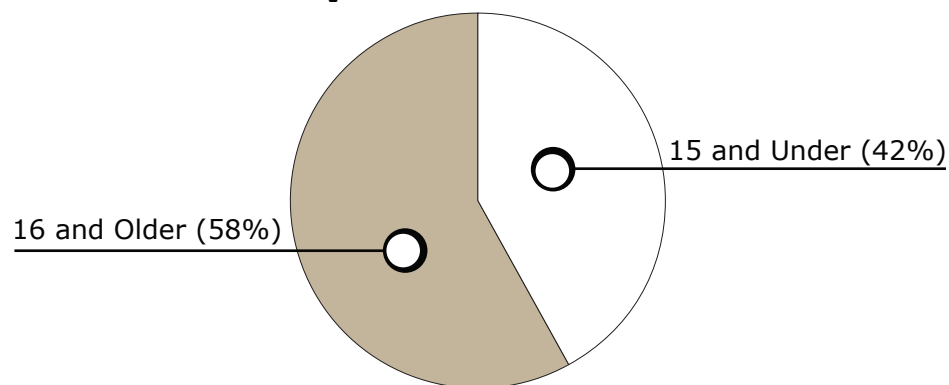
Division staff worked diligently to target the needs identified above. A technical assistance grant allowed consultants from the National Center for Trauma-Informed Care to provide guidance in making changes in programming, practices, training, and operations so that the psychosocial needs of abused and neglected, and otherwise traumatized juveniles are more effectively addressed. Training was offered at youth development centers and at all detention centers in principles of trauma-informed care, with the youth development center housing female juvenile offenders benefiting from more intensive support and training. Licensed mental health clinicians from five youth development centers participated in an intensive learning collaborative through the North Carolina Child Treatment Program, successfully mastering an evidence-based intervention for trauma disorders, Trauma-Focused Cognitive Behavior Therapy, (TF-CBT).

Youth at two youth development centers participated in 100 hours of state-of-the-art psycho-educational group programming aimed at gang intervention and prevention, as well as transition programming addressing the specialized needs of gang-involved youth. The battery of psychometric tests used in psychological evaluations of all committed youth was revised to include the most current versions of validated instruments to assess mental health and criminogenic needs. Electronic treatment planning and clinical record software was introduced for use by all licensed mental health clinicians. In addition, evidence-based principles of effective programming were used to design a treatment program that was pilot tested at Dobbs Youth Development Center in late 2011, in anticipation of broader release in 2012.

Snapshot of Youth Development Center

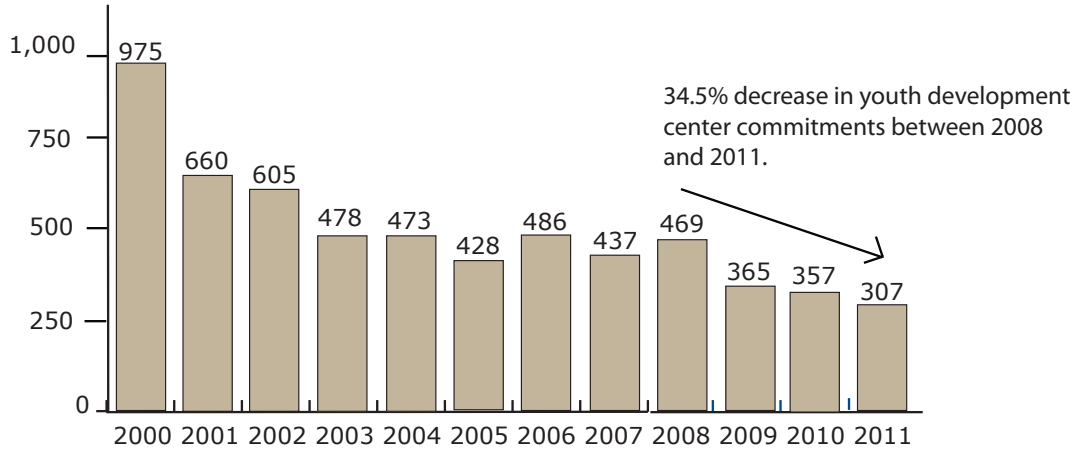
Committed Youth

Age as of November 1, 2011, N=302



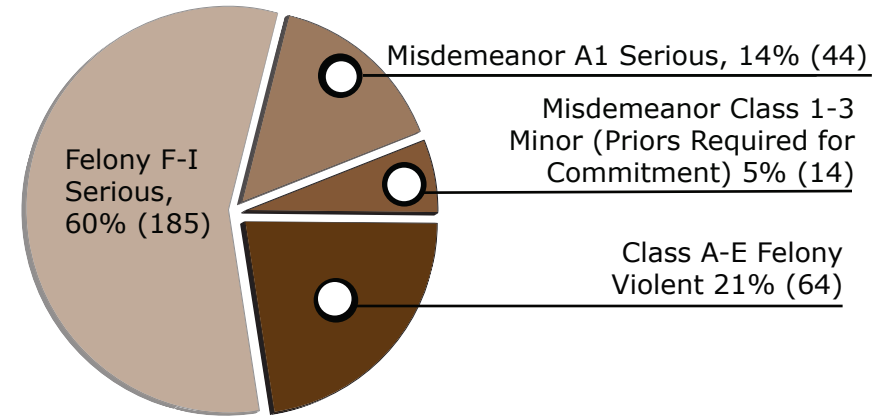
Youth Development Center Commitments

Data Source: NC-JOIN, Accessed 2-21-12



Youth Development Center Commitments by Offense Class Group

N = 307 | Data Source: NC-JOIN, Accessed 2-21-12



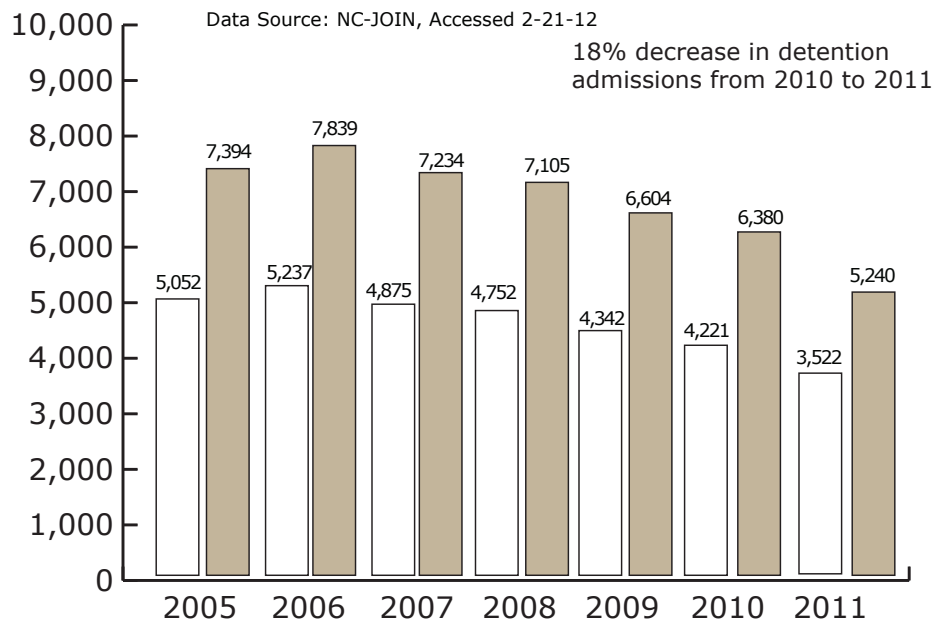
Youth Development Center Commitments by Age, Race/Ethnicity and Gender: 2011

Data Source: NC-JOIN, Accessed 2-21-12

		12	13	14	15	16	17	20	Total
Female	Black or African American	0	0	3	7	6	0	0	16
	Hispanic/Latino	0	0	0	0	2	0	0	2
	Unknown	0	0	0	0	1	0	0	1
	White	0	0	0	1	2	0	0	3
	Female Total	0	0	3	8	11	0	0	22
Male	American Indian or Alaska Native	0	0	1	3	0	1	0	5
	Asian	0	0	0	1	0	0	0	1
	Black or African American	2	9	36	83	58	17	0	205
	Hispanic/Latino	0	1	0	6	6	0	0	13
	Two or More Races	0	0	0	1	0	1	0	2
	Unknown	0	0	0	1	1	0	0	2
	White	1	4	4	24	17	6	1	57
	Male Total	3	14	41	119	82	25	1	285
Grand Total	3	14	44	127	93	25	1	307	

Detention Center Data

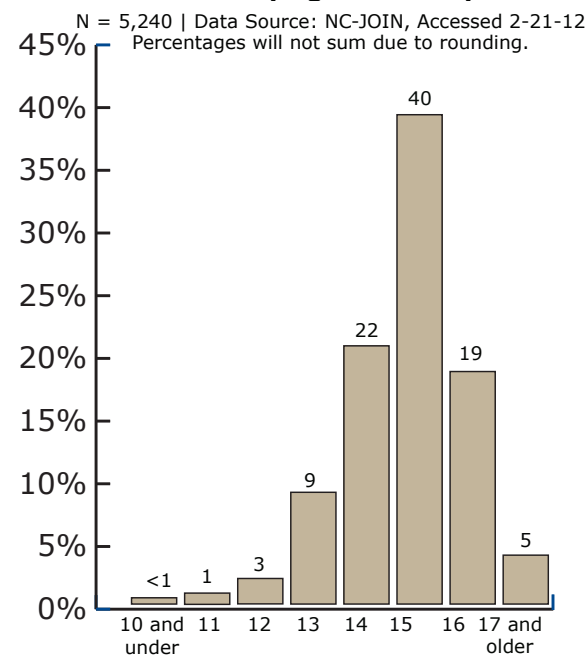
2005 - 2011 Juveniles Detained and Detention Admissions



□ Juveniles Detained ■ Detention Admissions*

*In 2011, data include 14 distinct juveniles and 17 admissions from Native American reservations.

Juveniles Admissions by Age in 2011 (By Percentage)



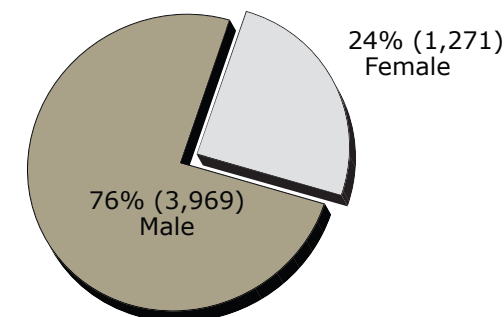
2011 Juvenile Admissions by Race/Ethnicity

Data Source NC-JOIN, Accessed 2-21-12

Race/Ethnicity	Total	Percentage
American Indian or Alaska Native	97	2
Asian	30	<1
Black or African American	3,183	61
Hispanic/Latino	362	7
Pacific Islander	6	<1
Two or More Races	91	2
Unknown	47	1
White	1,424	27
Total	5,240	100

Juvenile Admissions by Gender in 2011

N = 5,240 | Source: NC-JOIN, Accessed 2-21-12



Education Services

While youth are placed in a detention center or youth development center, the division abides by all state and federal mandates of a traditional school system. Instruction in youth development centers follows the North Carolina Standard Course of Study delivered over four 90-minute blocks daily. Students' abilities are assessed upon entering and leaving the youth development center, with each youth receiving a personal education plan. Youth identified as exceptional receive an Individual Education Plan developed according to the federal IDEA guidelines. Youth may earn a high school diploma or GED while admitted to the school system. In 2011, 85 youth earned GEDs and 5 youth earned high school diplomas.

Funding from the federal Workforce Investment Act—American Recovery and Reinvestment Act provided for a revitalization of vocational programming in youth development centers. Over the two-year funding period ending in 2011, 279 youth development center youth were trained and employed either on or off campus earning minimum wage. Partnerships were formed and/or strengthened with ten local workforce development boards across the state, seven community colleges, seven 4-H Club Cooperative Extension Programs, and a host of other collaborations including Job Corps. Approximately 120 on-campus student internships were created in these occupation categories: stock/warehouse, custodial, cafeteria, kennel management, horticulture, car wash, retail stocker, teacher assistant, and clerical assistant. This program worked to increase the percentage of youth who successfully re-entered school, the world of work, and the community after being released from a youth development center.

Since 2001, all youth development centers have participated in the ABC's of Public Education for accountability. The youth development centers' ABC status is based on achievement data (end-of-course, end-of-grade testing) and three "local options" specified in their school improvement plans and approved by their local boards of education. Sixty-seven percent of Division of Juvenile Justice Schools achieved High and/or Expected Growth for the 2010-2011 school year.

Youth in detention centers receive instruction in core academic areas according to the North Carolina Standard Course of Study. Teachers utilized a variety of educational resources and instructional strategies including web-based curriculum software, thematic teaching, team teaching, cooperative learning, audio/visual presentations, and hands-on activities. In 2011, a major emphasis was placed on using data to create an individualized learning experience for all students placed in short-term care.

A major initiative in the school system during the 2011 school year was the creation of a partnership between Dobbs Youth Development Center and Lenoir Community College to produce course offerings leading to certification in auto mechanics and horticulture. This is one example of the school system's commitment to enable all students to be prepared for life in the 21st century.



Top 25 Offenses of 2011

Data Source: NC-JOIN, Accessed 2-21-12.

Offense	Delinquent Complaints	Percentage of All Delinquent Complaints
Simple assault	4,122	12%
Larceny	2,971	9%
Simple affray	1,802	5%
Disorderly conduct at school	1,567	5%
Breaking and/or entering	1,387	4%
Injury to real property	1,385	4%
Communicating threats	1,094	3%
Injury to personal property	1,034	3%
Possession stolen goods/property	862	3%
Breaking or entering a motor vehicle	823	2%
Resisting public officer	793	2%
Larceny after breaking or entering	784	2%
Weapons on educational property / aid	769	2%
Assaulting government official/employee	712	2%
Injury to personal property in excess of \$200	657	2%
Possess drug paraphernalia	621	2%
Shoplifting concealment goods	610	2%
Breaking or entering	562	2%
Possess marijuana up to 1/2 oz	560	2%
Simple possession (up to 1/2 oz of marijuana, etc.)	466	1%
Larceny	414	1%
Second degree trespass	385	1%
Disorderly conduct by engaging in fighting, etc.	343	1%
No operator's license	315	1%
Possession of stolen property	314	1%
Totals	27,352	76%

Conclusion

This 2011 Annual Report reflects the hard work and accomplishments of many. Despite very significant reductions in state appropriations over the past four years that have markedly reduced programming, staff, as well as community-based services, the results are quite positive overall. The Division of Juvenile Justice continues to achieve better public safety outcomes as evidenced by reductions in the juvenile crime rate across the state. Crime rates are but one indicator of success. The division has implemented a range of new evidence-supported programming in community-based services, a stepped up focus on best practices and peer-driven accountability in court services, and has continued to strengthen center-based services relative to safety, security, clinical, educational and other aspects of center programming. As these improvements come on line, there is a purposeful focus on strategically moving forward. Our strategic plan emphasizes continuity of care and planning across the gamut of division services. We will continue to work toward improving this planning and the implementation of service plans that incorporate science-supported public safety practices and programs. The division will also continue to evaluate itself internally and make future decisions based on objective data, seeking strategies to align resources in the most efficient, effective ways possible in order to meet its statutory expectations.

Contact Information

Mailing Address:
4212 Mail Service Center
Raleigh, NC 27699-4212
Phone: 919-733-3388

Physical Location:
3010 Hammond Business Place
Raleigh, NC 27603
Website: www.ncdjdp.org

Management Team

Linda W. Hayes
Chief Deputy Secretary

Robin Jenkins, PhD
Deputy Director

Kathy Dudley, Facility Operations
Deputy Director

Michael Rieder, Court Services
Assistant Director

Teresa Price, Community Programs
Assistant Director

Martin Pharr, PhD, Education
Assistant Director

Annual Report Committee

Megan Howell
Data Analyst

William Lassiter
Community Programs Administrator

Catherine Anderson
Facility Operations

Judy Stephens
Court Services Administrator

For additional information about the Division of Juvenile Justice,
please visit our website at: www.ncdjdp.org

The North Carolina Department of Public Safety, Division of Juvenile
Justice is an Equal Opportunity Employer.