



# EDWARD BYRNE MEMORIAL JUSTICE ASSISTANCE GRANT

State Strategic Plan 2019 - 2022

North Carolina Criminal Justice Analysis Center  
Governor's Crime Commission



June 2019

THIS PAGE INTENTIONALLY LEFT BLANK

## Table of Contents

<b>EXECUTIVE SUMMARY</b> .....	<b>I</b>
<b>EDWARD BYRNE MEMORIAL JUSTICE ASSISTANCE GRANT PROGRAM</b> .....	<b>1</b>
<b>NORTH CAROLINA GOVERNOR'S CRIME COMMISSION</b> .....	<b>1</b>
PREVIOUS BYRNE JAG FUNDING.....	2
<b>STRATEGIC PLAN DEVELOPMENT</b> .....	<b>2</b>
STAKEHOLDER ENGAGEMENT SURVEY .....	3
Methodology.....	3
Survey Findings.....	3
<i>Current Public Safety Issues</i> .....	4
<i>Future Investment Areas</i> .....	5
<i>Offender Reentry</i> .....	6
CURRENT CRIMINAL JUSTICE INDICATORS IN NORTH CAROLINA .....	7
<b>PRIORITY INVESTMENT AREAS AND INITIATIVES</b> .....	<b>10</b>
DRUG TREATMENT PROGRAMS.....	10
MENTAL HEALTH SERVICES .....	10
SUPPORT SERVICES FOR REENTRY .....	10
NIBRS COMPLIANCE .....	10
<b>APPENDIX: STAKEHOLDER ENGAGEMENT SURVEY</b> .....	<b>11</b>

THIS PAGE INTENTIONALLY LEFT BLANK

## Executive Summary

The Edward Byrne Memorial Justice Assistance Grant Program (Byrne JAG) is the primary vehicle of federal criminal justice funding to states and local jurisdictions. The North Carolina Governor's Crime Commission has long served as the State Administering Agency for the Byrne JAG Program and has annually awarded funds on a competitive basis to support enhancements for law enforcement agencies and for non-profit agencies to build innovative programs. The Justice for All Reauthorization Act, passed in December 2016, amended the Byrne JAG Grant Program to require that all states create and submit a multi-year strategic plan with their grant applications starting in fiscal year 2019. The North Carolina Criminal Justice Analysis Center (CJAC) was tasked with the development of the state's 2019 – 2022 Byrne JAG Strategic Plan.

The CJAC began the strategic planning process with research on the current state of the North Carolina criminal justice system at both the state and local levels. To ensure that the strategic plan considered the impact of funding decisions across the criminal justice system, the CJAC developed, administered, and analyzed a survey used to identify the needs and priorities of a diverse group of stakeholders from across the state.

While the stakeholder survey serves as the foundation, the strategic plan also relies on an assessment of current criminal justice indicators, guidance from the Governor and state legislators, and consideration for the state's historical criminal justice priorities. These strategic planning efforts have identified the following priority investment areas and initiatives for future Byrne JAG funding:

- **Drug Treatment Programs** – There is a discernible need for future investment in evidence-based drug treatment programs for individuals involved in North Carolina's criminal justice system. The state's criminal justice community – 90% of law enforcement respondents and 83% of non-law enforcement respondents – indicated drug use is a “high threat” to public safety and is supported by additional current criminal justice data.
- **Mental Health Services** – Support for investment in mental health services was the most selected priority for all categories of non-law enforcement respondents, and second for law-enforcement respondents – second only to investment in law enforcement.
- **Support Services for Reentry** – More than 20,000 offenders are released from prison to reenter communities in all 100 counties of the state each year.<sup>1</sup> Employment assistance, mental health services, and substance abuse treatment ranked as the top three most beneficial reentry services by all stakeholder respondent groups.
- **NIBRS Compliance** – North Carolina is currently transitioning its Uniform Crime Reporting Program to the FBI mandated National Incident Based Reporting System. This requires the transition of approximately 500 law enforcement agencies. The new state reporting system will have to be certified by the FBI to enable the state to submit crime reporting data to the FBI on behalf of all North Carolina law enforcement agencies.

---

<sup>1</sup> North Carolina Department of Public Safety, Adult Correction and Juvenile Justice: <http://webapps6.doc.state.nc.us/apps/asqExt/ASQ> May, 2019.

THIS PAGE INTENTIONALLY LEFT BLANK

## Edward Byrne Memorial Justice Assistance Grant Program

The Edward Byrne Memorial Justice Assistance Grant (Byrne JAG) Program (42 U.S.C. 3751(a)) is the primary vehicle of federal criminal justice funding to states and local jurisdictions. The Byrne JAG Program provides states and units of local governments with the critical funding necessary to support a range of program areas. The legislatively authorized purpose areas are flexible and designed to enable states to target resources where the need is the greatest.

In general, Byrne JAG funds awarded to a state may be used to provide additional personnel, equipment, supplies, contractual support, training, technical assistance, and information systems for criminal justice, including for any one or more of the following:

- Law enforcement programs
- Prosecution and court programs
- Prevention and education programs
- Corrections and community corrections programs
- Drug treatment and enforcement programs
- Planning, evaluation, and technology improvement programs
- Crime victim and witness programs (other than compensation)
- Mental health programs and related law enforcement and corrections programs, including behavioral programs and crisis intervention teams

The North Carolina Governor's Crime Commission has long served as the State Administering Agency for the Edward Byrne Memorial Justice Assistance Grant Program.

## North Carolina Governor's Crime Commission

The North Carolina Governor's Crime Commission (GCC) is the chief advisory body to the Governor and the Secretary of the Department of Public Safety on crime and justice issues. The Commission consists of 43 members, including the heads of statewide criminal justice and human service agencies; representatives are from court systems, law enforcement agencies, local government, and private citizens.

The Governor's Crime Commission is responsible for researching issues under review by the Commission and using the results to make suggestions to the Governor. These recommendations may become part of the biennial legislative agenda that recommends changes or additions to North Carolina law. In addition, the GCC:

- Acts as the single state criminal justice planning agency. The GCC develops, coordinates, and implements comprehensive statewide system improvements, and policy and program development plans.
- Administers all federal block grants and other criminal justice funds.
- Houses the North Carolina Criminal Justice Analysis Center.

Grants are awarded on a competitive basis to government, law enforcement, non-profit, and social service agencies to start new and innovative programs. The GCC also provides training workshops statewide to include grant award writing, grant recipient training and other trainings as required ensuring the success of grantees.

The Governor's Crime Commission is comprised of three standing committees which vote annually on the funding of grant applications. The Committee responsible for reviewing and recommending programs for funding by Byrne JAG is the Criminal Justice Improvement Committee.

## Previous Byrne JAG Funding

North Carolina has regularly received funds from the Byrne JAG Grant Program to award to various government, law enforcement, non-profit, and social service agencies to start new and innovative programs (Table 1). Numerous local and state criminal justice programs and law enforcement agencies have been enhanced using these funds.

Table 1: Previous Byrne JAG Funding<sup>2</sup>

North Carolina Byrne JAG Funds Received Annually				
2014	2015	2016	2017	2018
\$5,208,428	\$4,674,109	\$4,957,815	\$4,825,588	\$4,922,903

## Strategic Plan Development

The Justice for All Reauthorization Act, passed in December 2016, amended the Byrne JAG Program to require that all states create and submit a multi-year strategic plan with their grant applications starting in fiscal year 2019. According to the amendment, the state strategic plan should describe how grants received under the Byrne JAG program will be used by states to improve the administration of the criminal justice system.

The North Carolina Criminal Justice Analysis Center (CJAC), which is housed within the Governor's Crime Commission, was tasked with the development of the state's 2019 – 2022 Byrne JAG strategic plan. The CJAC began the strategic planning process with research on the criminal justice system in North Carolina at both the state and local levels. Additionally, to ensure that the strategic plan considered the impact of funding decisions across the criminal justice system, the CJAC developed, administered, and analyzed a survey used to identify needs and priorities among various stakeholders. While the stakeholder survey serves as its foundation, the strategic plan also relies on a review of current criminal justice indicators, guidance from the Governor and state legislators, and consideration for the state's historical criminal justice priorities.

<sup>2</sup> North Carolina Governor's Crime Commission: *CRM Grants Management System* [database], accessed Apr. 2019.



## Stakeholder Engagement Survey

The engagement of relevant stakeholders was crucial in the process of developing the 2019 – 2022 Byrne JAG strategic plan. Because needs and priorities vary between criminal justice system partners, the CJAC sought input from a wide range of stakeholders from across the state. This included the heads of law enforcement agencies, prosecutors, public defenders, prison administrators, community corrections managers, as well as representatives from pretrial and reentry programs, state mental health and substance abuse service agencies, and victim services programs. A total of 982 stakeholders were contacted to complete an online survey. The survey questions were developed by the CJAC with consideration for the state’s historical criminal justice priorities. Question topic areas included: threats to public safety, priority investment areas and initiatives, and reentry service areas.

### Methodology

The stakeholder engagement survey instrument consisted of 8 required questions seeking input on current threats to public safety, priority investment areas, and reentry services. An optional qualitative question was included to allow respondents to expand on their answers. The survey questions are included as an appendix. The survey took approximately 5 minutes to complete and all responses were anonymous.

A weblink to the survey was emailed via SurveyMonkey and was open for responses for a two-week period between 03/18/19 and 04/01/19. A reminder email was sent to those who had not yet responded to the survey on 03/25/19. The survey was completed by 339 respondents.

### Survey Findings

Two demographic questions were asked at the beginning of the survey to allow for results to be categorized and to provide context for analysis. First, respondents were asked to select the primary purpose of their agency from a list. As shown in Table 2, approximately one-half of respondents were law enforcement. All respondents who selected something other than “Law Enforcement” as their agency’s primary purpose were grouped into a new “Non-Law Enforcement” respondent group for the purposes of this analysis.

Table 2: Agency Type of Survey Respondents

Agency Type	Respondents
<b>Law Enforcement</b>	<b>173 51%</b>
<b>Non-Law Enforcement</b>	<b>166 49%</b>
Prosecution	13
Indigent Defense	5
Crime Victim / Witness Services	50
Court / Judiciary (Including Pretrial)	17
Prisons	28
Community Corrections (Probation & Parole)	24
Substance Abuse Treatment	3
Mental Health Program / Services	3
Crime Prevention or Education	4
Other	19
<b>Total</b>	<b>339 100%</b>

The second demographic question required respondents to select the type of area they service: primarily rural, primarily urban, or both rural and urban. Twenty-nine percent of respondents (97) indicated that their area of service was primarily rural. Twenty-eight percent (95) indicated they

served a primarily urban area. Forty-three percent of respondents (147) indicated that their service area included both rural and urban areas.

In order to see how much of the state was represented by the survey results, the third survey question asked respondents to select the county or counties that their organization served.

Respondents could select one county, multiple counties, or statewide. Of the 339 respondents, 14% indicated that their agencies served the entire state, while the majority (76%) indicated a localized area of service of just one or two counties. (See Table 3). All 100 counties in North Carolina were represented, with at least 1 respondent from each.

Table 3: Service Area of Respondents

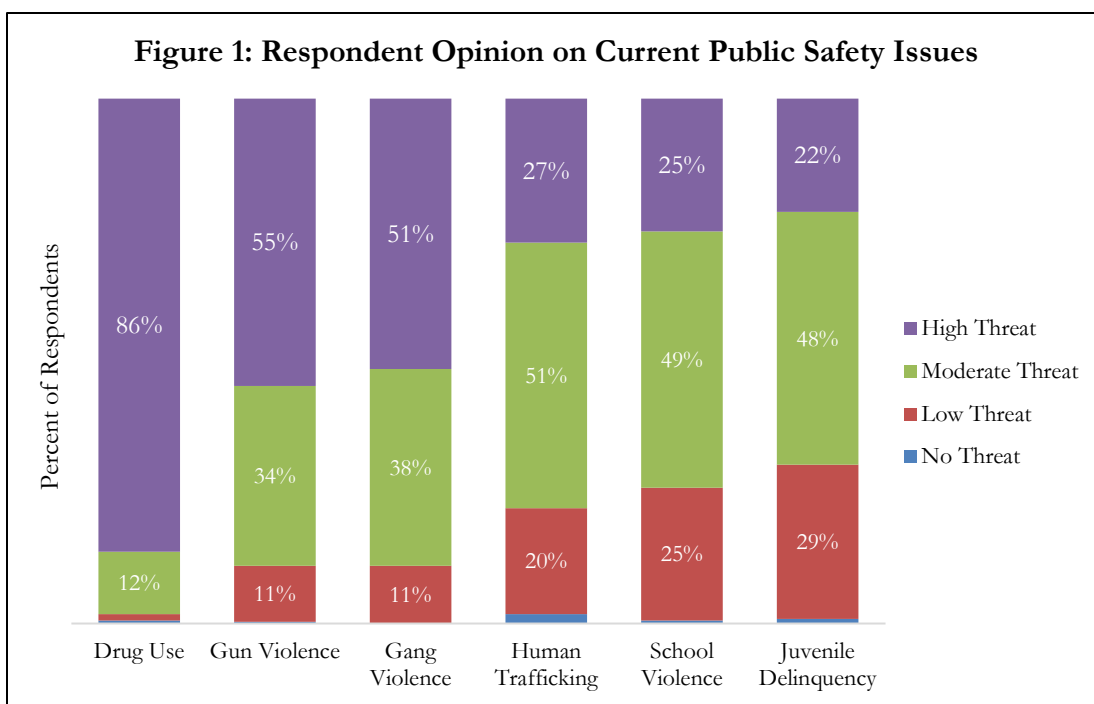
Area Served	Respondents	
Statewide	46	13%
1 - 2 counties	256	76%
3 or more counties	37	11%
<b>Total</b>	<b>339</b>	<b>100%</b>

The survey allowed stakeholders to provide input on current public safety issues in North Carolina, areas for future investment, and offender reentry. The survey findings are discussed below. Results are categorized by respondent group (law enforcement or non-law enforcement) and by service area type (primarily rural area, primarily urban area, or both rural and urban area).

### Current Public Safety Issues

Respondents were asked to rate the extent to which they felt certain criminal justice issues currently present a threat to public safety in North Carolina (Appendix, question 5; respondents who indicated “no opinion” were excluded from the analysis for that issue).

Drug use stood out overwhelmingly as the most prominent concern among stakeholders surveyed. Figure 1 shows that 86% (291) identified drug use as currently presenting a “high threat” to public safety in North Carolina. This was the most “high threat” rating received among the six issues by over 30%. The concern over the threat posed to public safety by drug use was consistent across



respondent groups, with 90% of law enforcement respondents and 83% of non-law enforcement respondents indicating drug use as having a “high threat” level to public safety.

The remaining five items were also seen to pose a threat to the state’s public safety. Over half of respondents rated gun violence and gang violence as a high-level threat to the state. Finally, human trafficking, school violence, and juvenile delinquency were reported to be a high or moderate threat by the majority of respondents.

### Future Investment Areas

Respondents were asked to select three items from a list of allowable JAG purpose areas that they felt were most in need of future investment in North Carolina (Appendix, question 4). Table 4 shows the top three most selected priorities categorized by respondent group. Investment in mental health programs and services was the number one selected priority by 67% of respondents. Support for investment in this JAG purpose area was consistent across respondent groups and service area types and was the most selected priority in each, with the exception of the law enforcement respondent group, where it came in second only to investment in law enforcement. As explained by one respondent, “A great deal of law enforcement resources are being tied up in reoccurring calls to deal with subjects in some type of mental distress. Officers continually have to respond to extremely dangerous situations because there are so few facilities to treat and manage the mentally ill.”

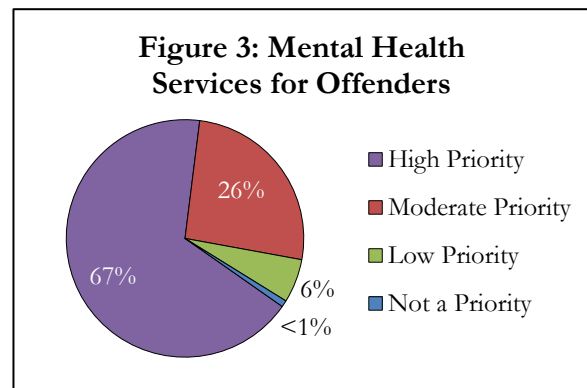
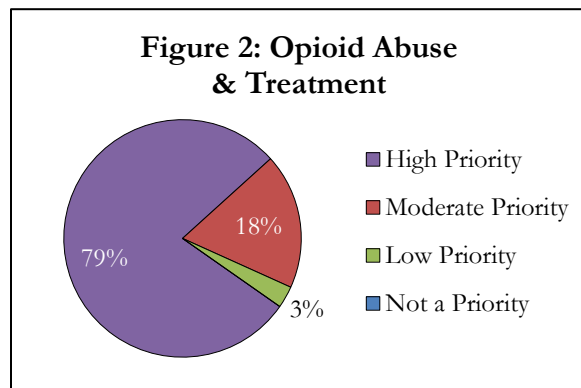
A second widely supported priority purpose area among respondents was substance abuse treatment. Forty-two percent of all respondents (141) selected this as a top investment priority. Support for this JAG purpose area was among the top three priority areas for both law enforcement and non-law enforcement respondents and across service areas types.

Table 4: Priority JAG Purpose Areas

Respondent Group	Priority Area 1	Priority Area 2	Priority Area 3
All Respondents	Mental Health Services	Law Enforcement	Substance Abuse Treatment
Law Enforcement	Law Enforcement	Mental Health Services	Substance Abuse Treatment
Non-Law Enforcement	Mental Health Services	Substance Abuse Treatment	Victim / Witness Services
Rural Area	Mental Health Services	Substance Abuse Treatment	Victim / Witness Services
Urban Area	Mental Health Services	Law Enforcement	Substance Abuse Treatment
Rural/Urban Area	Mental Health Services	Law Enforcement	Substance Abuse Treatment

An additional question asked respondents to then assign a priority level for future investment to ten specific initiatives and programs that would fall within one or more of the allowable JAG purpose areas (Appendix, question 6). For each of the ten items, respondents could select one of the following: not a priority, low priority, moderate priority, high priority, or no opinion. Respondents who selected “no opinion” were excluded from the analysis of that item.

Consistent with the results of other survey questions, drug use – specifically opioid abuse and treatment – ranked at the top of the list of priorities for future criminal justice investment by a majority of respondents. As illustrated in Figure 2, 79% of all respondents rated opioid abuse and treatment as “high priority.” No respondent felt that it should not be a priority for future investment. Mental health services for offenders received similar levels of support and was selected as a high priority investment by 67% of respondents. Only 3 respondents (less than 1%) felt that this should not be an investment priority for North Carolina (See Figure 3).



### Offender Reentry

Respondents were asked to indicate which reentry services were the most beneficial for those transitioning back into the community after a period of incarceration (Appendix, question 8). Employment assistance was the most selected beneficial reentry service by 73% of all respondents. Support for this was consistent across respondent groups. Additionally, mental health services and substance abuse treatment ranked in the top three most beneficial reentry services across respondent groups (See Table 5).

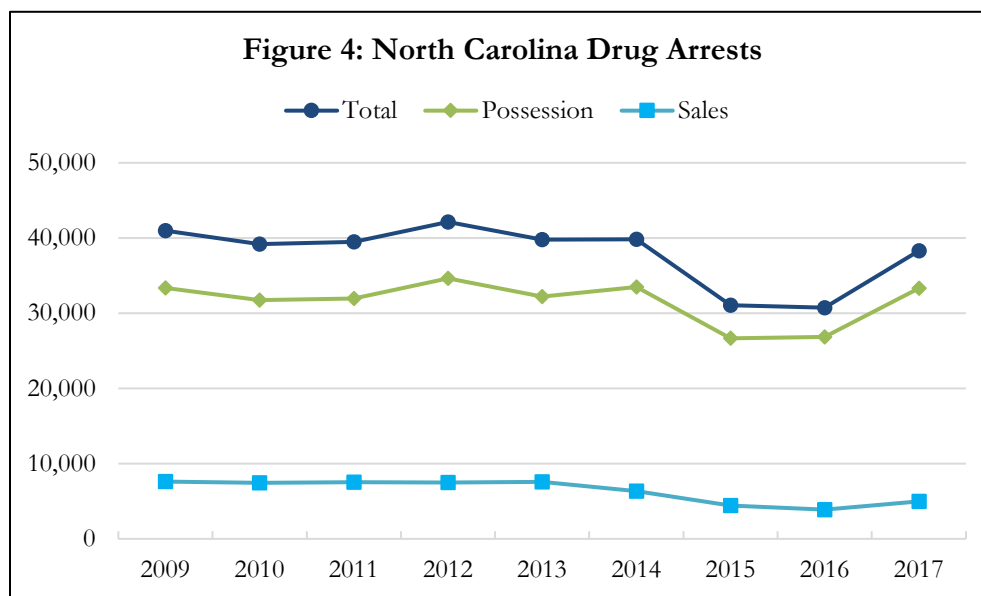
Table 5: Priority Reentry Service Areas

Respondent Group	Reentry Service 1	Reentry Service 2	Reentry Service 3
All Respondents	Employment Assistance	Mental Health Services	Substance Abuse Treatment
Law Enforcement	Employment Assistance	Vocational Training	Substance Abuse Treatment
Non – Law Enforcement	Employment Assistance	Housing Assistance	Mental Health Services
Rural Area	Employment Assistance	Substance Abuse Treatment	Mental Health Services
Urban Area	Employment Assistance	Vocational Training	Mental Health Services
Rural / Urban Area	Employment Assistance	Mental Health Services	Substance Abuse Treatment

## Current Criminal Justice Indicators in North Carolina

Substance abuse, mental health issues, and reentry services were clearly identified by North Carolina stakeholders as areas affecting our criminal justice system. Current data further substantiate these areas as concerns for the state.

Drug-related arrests in North Carolina were relatively stable from 2009 to 2014, hovering around 40,000, then decreased to about 31,000 in 2015 and 2016. In 2017, a 20% percent increase was reported, which brought it back up to 38,306 arrests, driven primarily by arrests for drug possession as shown in Figure 4.



Source: NC Criminal Justice Analysis Center based on data from NCSBI<sup>3</sup>

While the number of drug-related arrests has seen little change overall, drug use has impacted other aspects of the criminal justice system. The recent rapid growth of opioid use has changed the landscape of substance abuse challenges across the country, and North Carolina has been hit hard. The state's unintentional opioid-involved overdose death rate increased 151% between 2013 and 2017, to 18.3 deaths per 100,000 residents. Rural areas of the state had a higher rate than urban areas, but the rate in urban areas of the state is increasing at a faster pace than rural areas.

Table 6: Unintentional Opioid-Involved Overdose Deaths in North Carolina

	2013 Rate	2017 Rate	Change Over Time
North Carolina	7.3	18.3	151% Increase
Urban Counties	6.6	17.6	167% Increase
Rural Counties	8.6	19.8	130% Increase

Source: NC Criminal Justice Analysis Center based on data from NCDHHS, Division of Public Health<sup>4</sup>

<sup>3</sup> North Carolina State Bureau of Investigation: <http://crimereporting.ncsbi.gov/Reports.aspx> May, 2019.

<sup>4</sup> NCDHHS, Division of Public Health. (2019, January) *N.C. Overdose Data: Trends and Surveillance*; Core Overdose Slides, Raleigh, North Carolina.

Further evidence of the impact of drug use in the system is a great need for substance abuse treatment among the offender population. More than half of the offenders admitted to North Carolina prisons during FY 2017-2018 needed treatment.<sup>5</sup> The state's criminal justice community has taken steps to develop programs and services to address the substance abuse needs of offenders. Several law enforcement agencies have developed pre-arrest diversion programs to help persons with addiction get treatment and avoid criminal charges. If the arrest is made, drug courts are another way to direct offenders to treatment by establishing incentives (and sanctions), including dismissal of charges with participation in programs. In the event an individual is convicted, probation supervision, jails, and prisons in the state offer substance abuse assessments and different levels of treatment to those with substance use disorders.

Growing treatment needs for mental health issues are also apparent for criminally involved individuals. More people are suffering from mental and emotional distress in our country than ever before, and many lack access to receive adequate treatment. An estimated 18% of Americans experience some level of mental illness during adulthood, and in North Carolina the estimate is 19%.<sup>6</sup> Law enforcement officers are increasingly the first responders to situations involving persons with mental health disorders manifesting erratic or threatening behavior. In North Carolina, many jurisdictions have created Crisis Intervention Teams that bring mental health professionals, advocates, and specially trained officers together to de-escalate crisis situations.

Even with jail diversion and other programs in place, many individuals with mental illnesses end up in the criminal justice system. According to the Bureau of Justice Statistics, nearly 40% of inmates in state and federal prisons have a history of mental illness, with nearly 15% meeting the criteria for acute and serious psychological distress.<sup>7</sup> Assessments completed for North Carolina offenders serving on community probation estimated that overall 15-19% had serious mental illness issues, but females had a much higher incidence than males (15-30% and 14-15% respectively).<sup>8</sup> Specially trained officers work with probationers to focus on treatment needs that will provide the support necessary to comply with conditions of supervision.

As mentioned, treatment programs and services are available to assist incarcerated offenders and those supervised in the community. One population of particular concern are offenders being released into the community from prison facilities. Each year, more than 20,000 incarcerated

---

<sup>5</sup> NCDPS, Division of Adult Correction and Juvenile Justice. (2019, March) *Substance Abuse Program Annual Report* submitted to Joint Appropriations Committees on Justice and Public Safety, Raleigh, North Carolina.

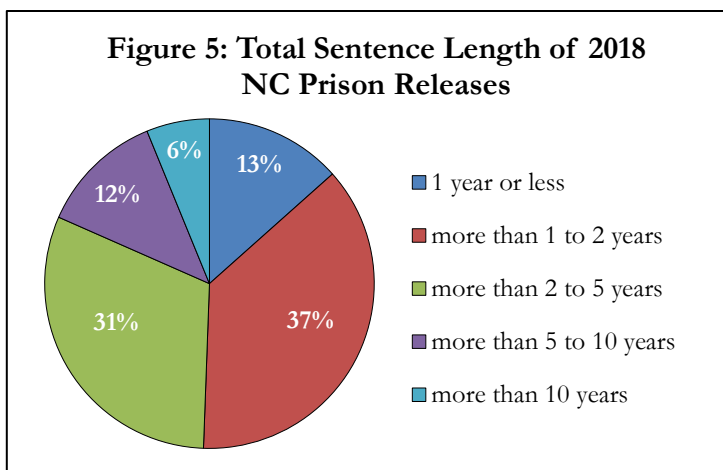
<sup>6</sup> Mental Health America. (2019) *The State of Mental Health in America*. Alexandria, Virginia.

<sup>7</sup> Bronson J and Berzofsky M. 2017. *Indicators of Mental Health Problems Reported by Prisoners and Jail Inmates, 2011-12*. U.S. Department of Justice.

<sup>8</sup> VanDeinse, Tonya B, Cuddeback, G. S., Wilson, A. B., Lambert, M., & Edwards, D. (2019) Using statewide administrative data and brief mental health screening to estimate the prevalence of mental illness among probationers, *Probation Journal*, 66(2), 236-247.

offenders are released from North Carolina prisons.<sup>9</sup> Individuals exiting prison face many challenges that make it difficult to build a stable life and avoid criminal activity. It is estimated that 32% of offenders released in 2015 became reincarcerated within two years.<sup>10</sup> Individual case planning during the 24-month period prior to release that includes educational or vocational training, substance abuse counseling, and mental health treatment is essential for a successful reentry. In addition, assistance with securing housing, searching for employment, and family reunification may also help reduce the risk of returning to prison.

There are many other factors to consider when addressing reentry. For example, the amount of time served affects the type of services needed to assist an individual reentering society. As shown in Figure 5, half of the individuals returning to the community in 2018 had a total sentence of two years or less.<sup>11</sup> Those serving a shorter sentence are more likely to have family and friends to lend support upon release for some of the immediate essentials, like housing. In contrast, the half that served more than two years, particularly the 18% that served more than five years, may not have been able to maintain these personal contacts to provide assistance during reentry.



Source: NC CJAC based on data from NC ACJJ

An extensive array of services is required to meet the diverse needs of the reentry population. North Carolina has begun working to improve this crucial transition process. In 2017, the North Carolina General Assembly established the State Reentry Council Collaborative (SRCC) to develop a comprehensive approach to addressing reentry issues. The SRCC works to facilitate an easier transition back into society for people leaving prison, jail, or any other form of incarceration by coordinating existing local and statewide resources, identifying and working to address gaps in resources and policy, and advocating to remove stigmas and reduce the barriers to successful reentry. With the reentry population returning to all 100 counties of North Carolina, it is essential to provide these individuals services statewide that will aid in a successful reentry into the community.

<sup>9</sup> North Carolina Department of Public Safety, Adult Correction and Juvenile Justice: <http://webapps6.doc.state.nc.us/apps/asqExt/ASQ> May, 2019.

<sup>10</sup> North Carolina Sentencing and Policy Advisory Commission. (2018, April) *Offenders Placed on Probation or Released from Prison Fiscal Year 2015*. Correctional Program Evaluation. Raleigh, North Carolina.

<sup>11</sup> North Carolina Department of Public Safety, Adult Correction and Juvenile Justice: <http://webapps6.doc.state.nc.us/apps/asqExt/ASQ> May, 2019.

## Priority Investment Areas and Initiatives

The North Carolina Criminal Justice Analysis Center (CJAC) was tasked with the development of the state's 2019 – 2022 Byrne JAG strategic plan. To ensure that the strategic plan considered the impact of funding decisions across the criminal justice system, the CJAC developed, administered, and analyzed a survey used to identify the needs and priorities of a diverse group of stakeholders from across the state. While the stakeholder survey serves as the foundation, the strategic plan also relies on an assessment of current criminal justice indicators, guidance from the Governor and state legislators, and consideration for the state's historical criminal justice priorities. These strategic planning efforts have identified the following for future Byrne JAG funding:

### Drug Treatment Programs

Drug use stood out overwhelmingly as a common concern among North Carolina's criminal justice community. The opioid crisis has also presented new challenges throughout the state's justice system. Current criminal justice data supports the need for future investment in evidence-based drug treatment programs for individuals in North Carolina's criminal justice system.

### Mental Health Services

Many individuals with mental health needs come in contact with North Carolina's criminal justice system. Stakeholders identified services for these individuals as a high priority for future investment in North Carolina, both for offenders currently incarcerated and those in the process of reentering the community.

### Support Services for Reentry

Stakeholders across the criminal justice system recognize the importance of reentry services for offenders returning to the community after a period of incarceration. Employment assistance, vocational training, housing assistance, along with treatment for mental health issues and substance abuse were ranked as the most beneficial for those transitioning back into the community. With the reentry population returning to all 100 counties of North Carolina, funding is essential for support services that aid an individual's successful return to the community.

### NIBRS Compliance

On January 1<sup>st</sup>, 2021, the FBI will retire the Uniform Crime Reporting (UCR) Program's Summary Reporting System, through which law enforcement agencies currently report crime statistics. After that date, law enforcement agencies must report crime data to the FBI through the National Incident-Based Reporting System (NIBRS). The Bureau of Justice Assistance requires that all direct Byrne JAG award recipients who are not yet certified by the FBI as NIBRS compliant must dedicate 3% of any Byrne JAG award toward achieving full compliance. This requires the transition of approximately 500 law enforcement agencies in North Carolina. In 2019, North Carolina sent its first NIBRS test submission and is currently awaiting feedback from the FBI to verify the error rate and compliance status.



## Appendix: Stakeholder Engagement Survey

The Edward Byrne Memorial Justice Assistance Grant (Byrne JAG) Program (42 U.S.C. 3751(a)) is the primary vehicle of federal criminal justice funding to state and local jurisdictions. The Byrne JAG Program provides states and units of local governments with critical funding necessary to support a range of program areas, including law enforcement, courts, prosecution, indigent defense, corrections, community corrections, crime prevention and education programs, drug treatment programs, mental health programs/services, and crime victim/witness services programs.

The North Carolina Governor's Crime Commission has long served as North Carolina's State Administering Agency for the Edward Byrne Memorial Justice Assistance Grant (Byrne JAG) Program. In order to continue to receive Byrne JAG funding, states are now required to develop a State Strategic Plan which will help guide the Governor's Crime Commission as it works to allocate federal grant funding.

In an effort to address the needs and priorities within our state and local justice systems, your input is critically important in developing this Strategic Plan.

This survey will take approximately 5 minutes to complete and your responses are anonymous. Please respond to this survey by Monday, April 1st, 2019 at 5:00pm.

Thank you for assisting the Governor's Crime Commission as we work together to enhance public safety in North Carolina.

### **1. What is the primary purpose of your agency/organization?**

- Law Enforcement
- Prosecution
- Indigent Defense
- Crime Victim / Witness Services
- Court / Judiciary (Including Pretrial)
- Prisons
- Community Corrections (Probation and Parole)
- Substance Abuse Treatment
- Mental Health Program / Services
- Crime Prevention or Education
- Other (please specify)

### **2. What type of area does your agency/organization serve?**

- Primarily rural area
- Primarily urban area
- Both rural and urban areas

**3. In what county/counties does your agency/organization provide services?  
Select all that apply. If your agency/organization serves all counties, select "Statewide."**

Statewide	Chowan	Halifax	Moore	Stanly
Alamance	Clay	Harnett	Nash	Stokes
Alexander	Cleveland	Haywood	New Hanover	Surry
Alleghany	Columbus	Henderson	Northampton	Swain
Anson	Craven	Hertford	Onslow	Transylvania
Ashe	Cumberland	Hoke	Orange	Tyrrell
Avery	Currituck	Hyde	Pamlico	Union
Beaufort	Dare	Iredell	Pasquotank	Vance
Bertie	Davidson	Jackson	Pender	Wake
Bladen	Davie	Johnston	Perquimans	Warren
Brunswick	Duplin	Jones	Person	Washington
Buncombe	Durham	Lee	Pitt	Watauga
Burke	Edgecombe	Lenoir	Polk	Wayne
Cabarrus	Forsyth	Lincoln	Randolph	Wilkes
Caldwell	Franklin	Macon	Richmond	Wilson
Camden	Gaston	Madison	Robeson	Yadkin
Carteret	Gates	Martin	Rockingham	Yancey
Caswell	Graham	McDowell	Rowan	
Catawba	Granville	Mecklenburg	Rutherford	
Chatham	Greene	Mitchell	Sampson	
Cherokee	Guilford	Montgomery	Scotland	

**4. As it relates to the criminal justice system in North Carolina, select three of the following areas that you feel are most in need of further investment.**

- Law Enforcement
- Crime Lab / Forensics
- Crime Prevention
- Prosecution
- Indigent Defense
- Courts
- Prisons
- Community Corrections
- Reentry Services
- Mental Health Programs / Services
- Crime Victim / Witness Services
- Substance Abuse Treatment

**5. Please indicate the extent to which you believe each of the following currently presents a threat to public safety in North Carolina.**

	No Threat	Low Threat	Moderate Threat	High Threat	Don't Know / No Opinion
Juvenile Delinquency					
Drug Use					
Gun Violence					
Human Trafficking					
School Violence					
Gang Violence					

**6. Please indicate the priority level you would assign each of the following for future criminal justice investment.**

	Not a Priority	Low Priority	Moderate Priority	High Priority	Don't Know / No Opinion
Pretrial initiatives / Bail reform					
Offender Reentry					
Specialty Courts (e.g. mental health, drug)					
Victim / Witness projects					
Opioid abuse and treatment					
Court-based restorative justice initiatives					
Indigent defense					
Training for law enforcement / correctional officers					
Mental health services for offenders					
Reduction in crime lab backlogs (e.g. rape kits)					

**7. Please indicate the priority level for future investment you would assign for each of the following as it relates to offender reentry into the community.**

	Not a Priority	Low Priority	Moderate Priority	High Priority	Don't Know / No Opinion
Providing specialized training for community supervision staff (e.g. mental health training)					
Setting manageable conditions of community supervision					
Reducing gaps in services during the transition from prison to community supervision					
Addressing restrictions or policies that serve as potential barriers to employment					
Coordinating reentry services through formal partnerships					

**8. Please select three of the following services that you see as being the most beneficial for an individual reentering the community after a period of incarceration.**

- Substance abuse treatment
- Mental health services
- Employment assistance
- Housing assistance
- Vocational training
- Transportation assistance
- Pre-release planning while incarcerated
- Family / child reunification services

**9. Are there other state or local criminal justice needs / priorities that you would recommend to the Governor's Crime Commission? (optional)**