




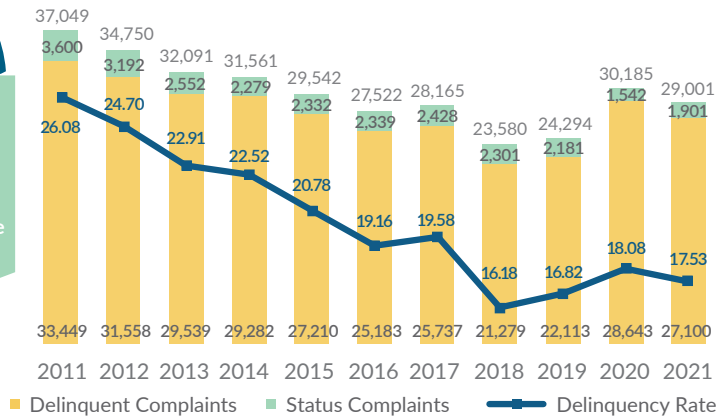
# Juvenile Justice 2021 Statistical Snapshot



The 2020 and 2021 statewide juvenile justice system delinquency rate included 16- and 17-year-olds due to Raise the Age.

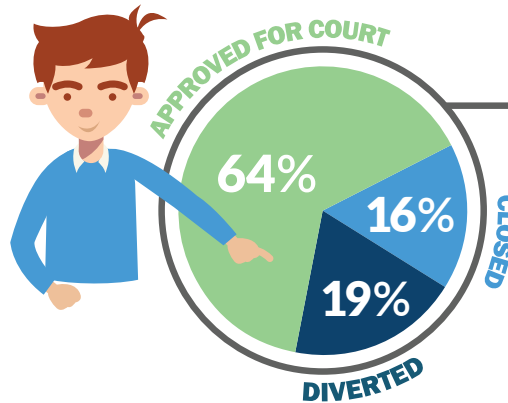
**17.53**  
complaints per every  
1,000 kids in the state  
of North Carolina

Complaints Received and Delinquency Rate 2011-2021



## Juvenile Intake

Juveniles can receive multiple outcomes (e.g., a complaint that was originally diverted, could later result in being approved for court). In 2021, these scenarios led to a juvenile count for the “APPROVED FOR COURT,” “DIVERTED” and “CLOSED” classifications to total 11,296 youth, with 29,001 filed complaints.



2021 Complaints | # Juveniles Affected

**16%** | 3,318 Juveniles  
**19%** | 3,799 Juveniles  
**64%** | 5,103 Juveniles

**100%** | 11,296 Juveniles  
(=29,001 Total Complaints)

## Juvenile Secure/Temporary Custody Trends in North Carolina



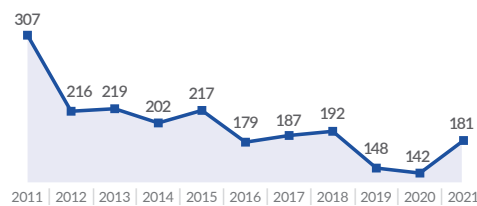
The number of NC youth committed to youth development centers has decreased

**41%**


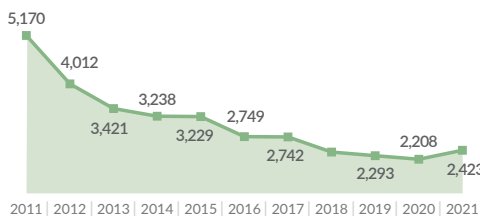
The number of NC youth admitted to detention centers has decreased

**53%**

Youth Development Center Commitments 2011-2021



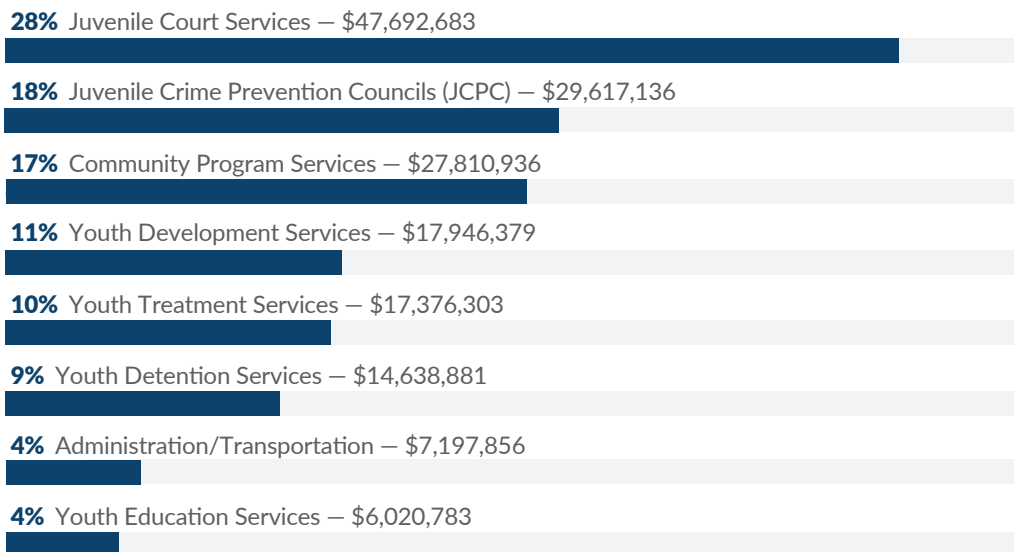
Detention Center Admissions 2011-2021



2021 Community-based programs offered successful alternatives to commitment for high-risk youth. JCPC programs served **14,182** youth last year.



## 2021 Appropriations



Juvenile Justice has **1,555** employees. **1,233** of those are certified staff working within Court Services or Facilities Operations.

