



NORTH CAROLINA
DEPARTMENT OF PUBLIC SAFETY
PREVENT. PROTECT. PREPARE

Raise the Age & Covid Update

November 19, 2020

William L. Lassiter, Deputy Secretary for Juvenile Justice

Response to COVID-19

- ▶ Implemented screening procedures for all juvenile admissions and increased staff screenings.
- ▶ Issued Personal Protective Equipment (PPE) masks to all juveniles and staff.
- ▶ Hired additional health care workers to oversee implementation of COVID-19 response plans.
- ▶ Limited in-person contact by rescheduling non-critical, off-site medical appointments and increased the use of telehealth services, to include mental health services and assessments.
- ▶ Suspended volunteer activities and home visits. Deferred requirement that a juvenile complete all pre-release home visits prior to release.
- ▶ Optimized videoconferencing technology use in daily operations for service planning & PRS planning meetings, e-courts, and visitation.
- ▶ Implemented reporting and review process to monitor length of stay and release eligibility.

JJ Expansion Summary- Compromise Budget & H1001

	2019-20			2020-21		
	<u>FTEs</u>	<u>Recurring</u>	<u>Non-recurring</u>	<u>FTEs</u>	<u>Recurring</u>	
<u>Court Services</u>	97	\$ 3,082,600	\$ 1,980,000	97	\$ 8,700,000	
<u>Community Programs</u>						
JCPC Aid	0	\$ 4,250,000	\$ -	0	\$ 6,661,930	
JCPC Admin	5	\$ 250,000	\$ 80,000	5	\$ 400,000	
Level II Contractual	1	\$ 6,500,000	\$ 350,000	1	\$ 11,100,000	
<u>Transportation</u>	15	\$ 593,984	\$ 1,044,000	15	\$ 890,976	
<u>Facilities</u>						
Detention Operating	0	\$ 4,500,000	\$ -	0	\$ 6,700,000	
CA Dillon	38	\$ 1,535,486	\$ 322,000	38	\$ 2,300,000	
Education/Vocational	4	\$ 350,000	\$ 24,914	4	\$ 500,000	
Facility Administration	7	\$ 500,000	\$ 40,000	7	\$ 500,000	
<u>Training/Data/IT/HR</u>	12	\$ 1,420,053	\$ 200,000	12	\$ 1,893,404	
Continued CS	65	\$ 3,892,394		65	\$ 3,892,394	
<i>Operating Subtotal</i>		\$ 26,874,517	\$ 4,040,914		\$ 43,538,704	
	244	\$	30,915,431	244	\$	43,538,704

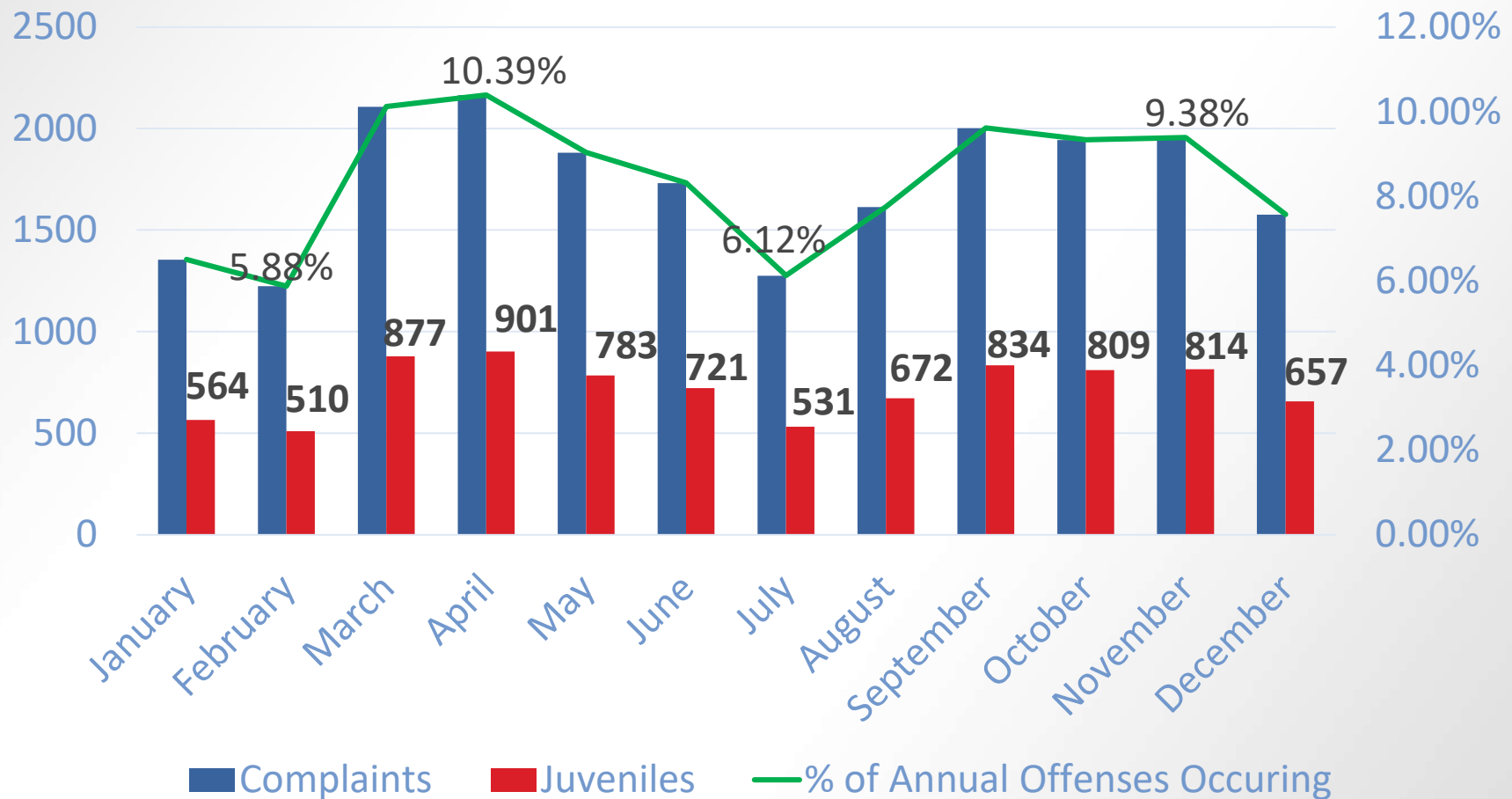
Note: These costs do not include juvenile detention costs paid by counties.



New complaints will enter slowly over time

8,673 new JJ Youth in 2020: Offense trend

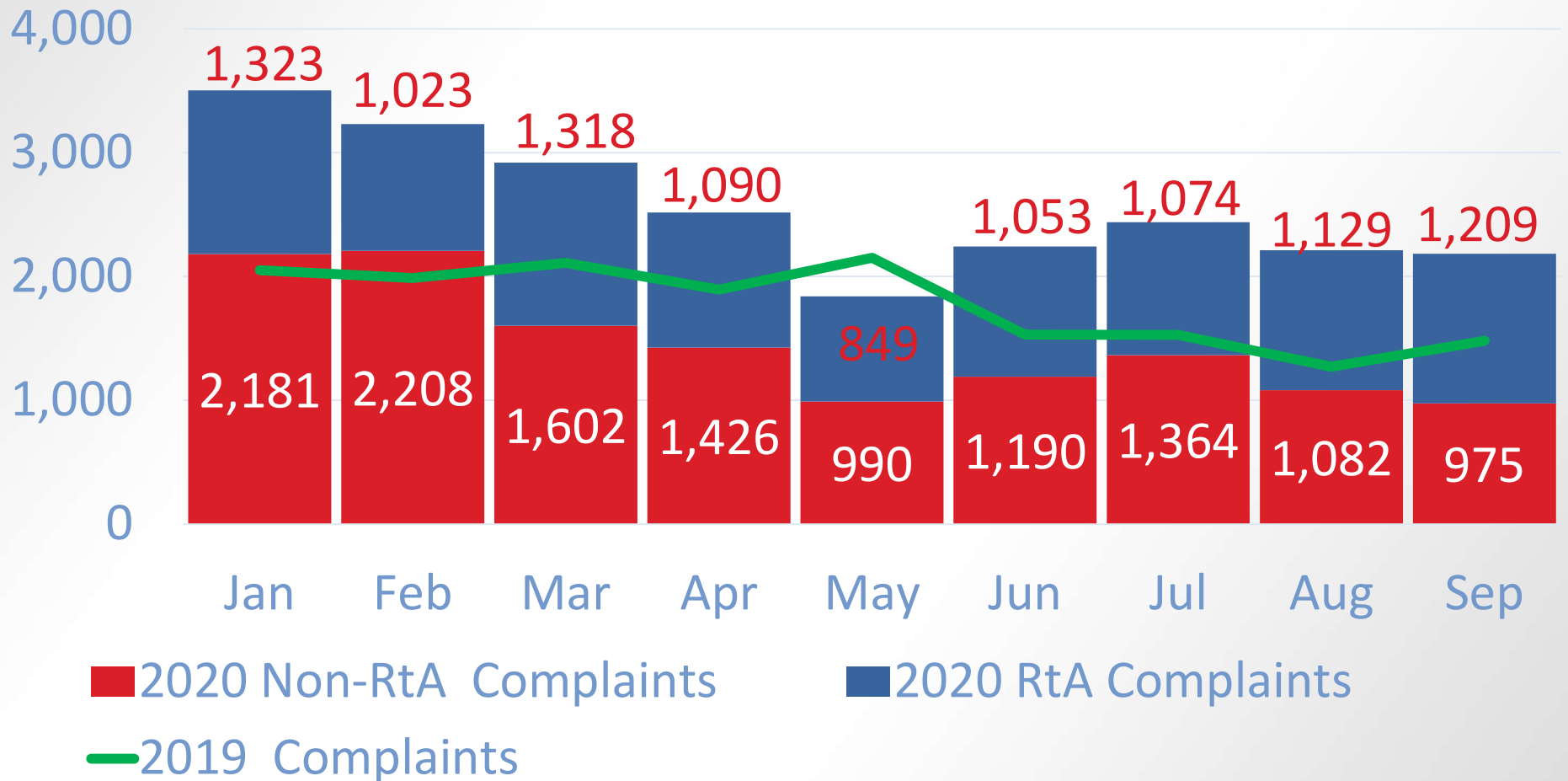
NOTE: Complaints filed an average of 32 days following offense.



Complaints Impact from COVID-19 (Monthly)

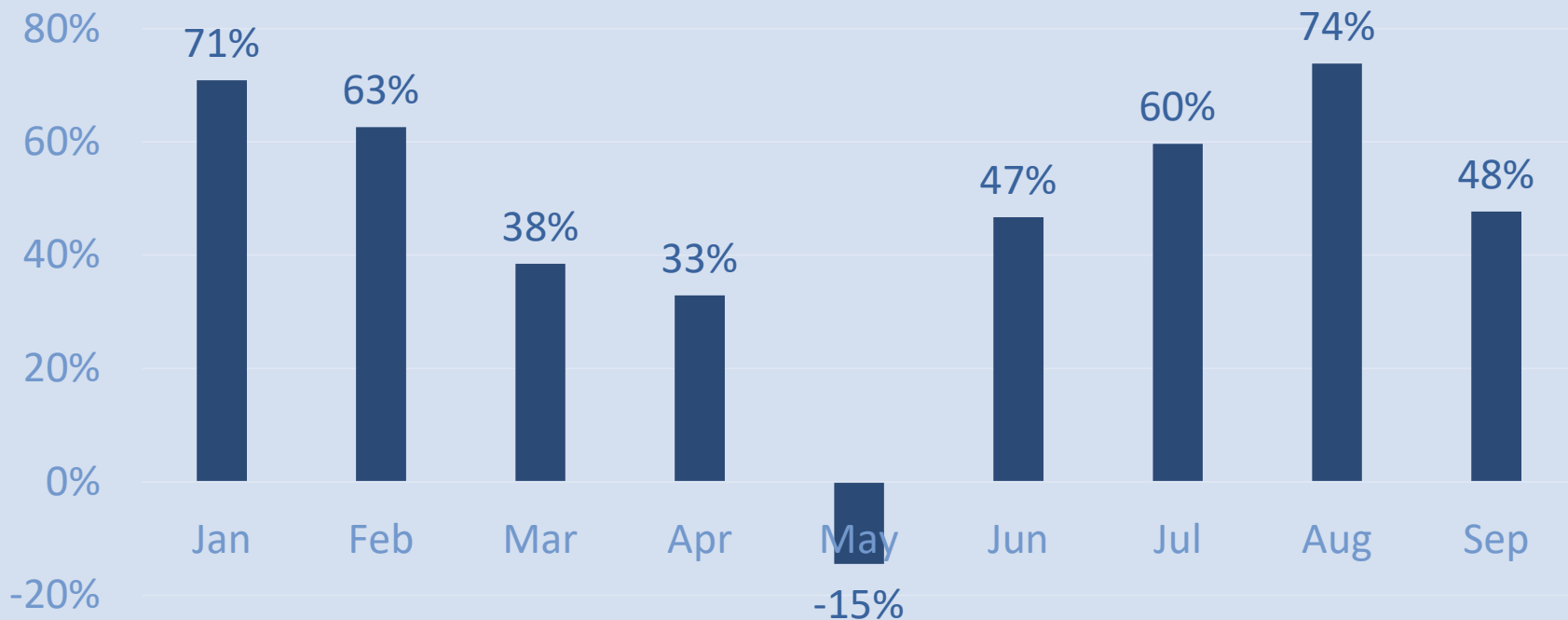
2019 vs 2020, Non-RtA and RtA

Received Dates: Jan 1 - Sept 30



- ▶ Delinquent complaints received have increased by 44% Jan-Sept compared to the same time period last year.

Total Complaints Received - Impact from COVID-19 (Monthly) Percentage Difference per Month (2019 vs 2020)

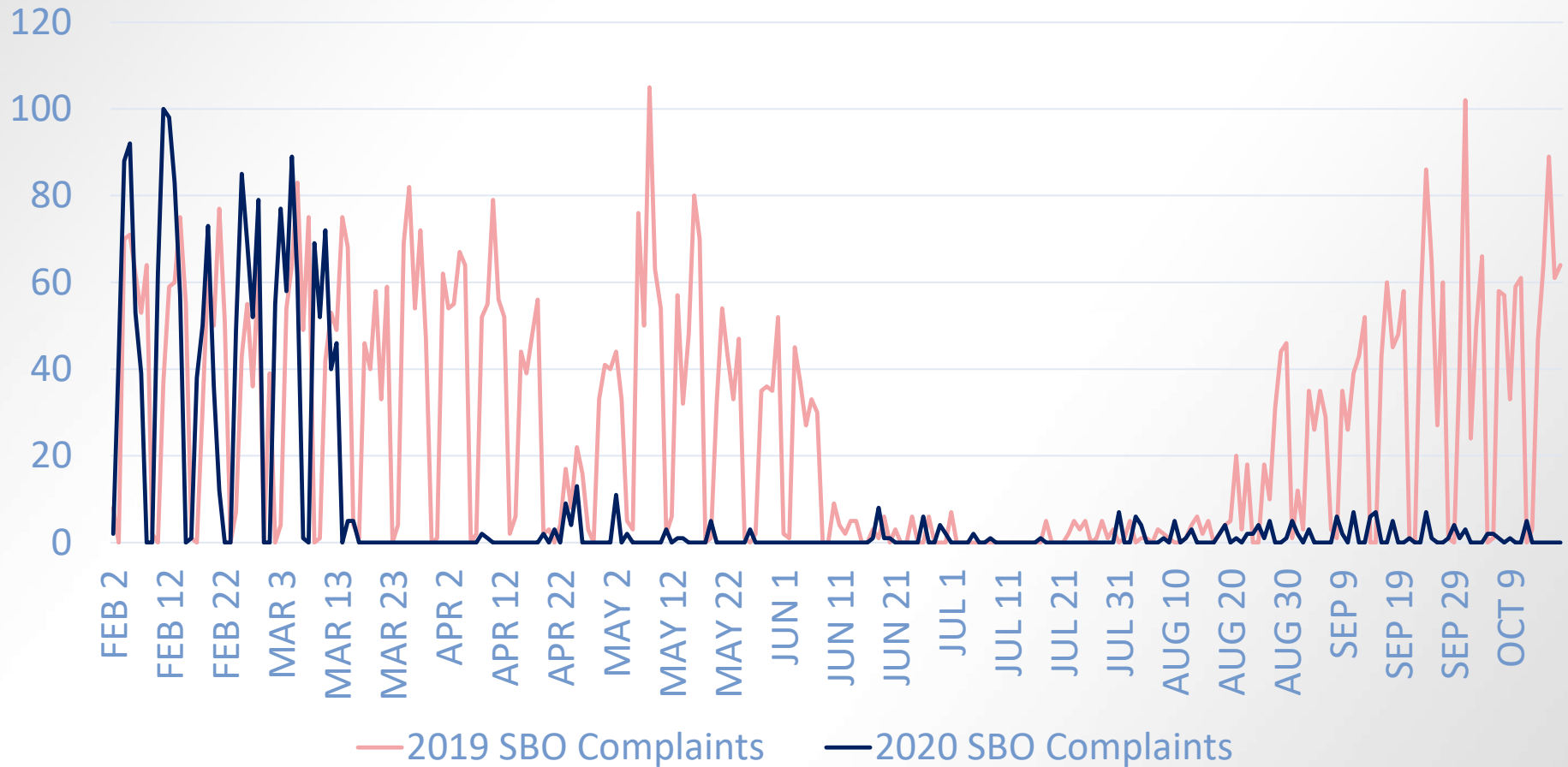


Complaints Impact from COVID-19 (Daily)

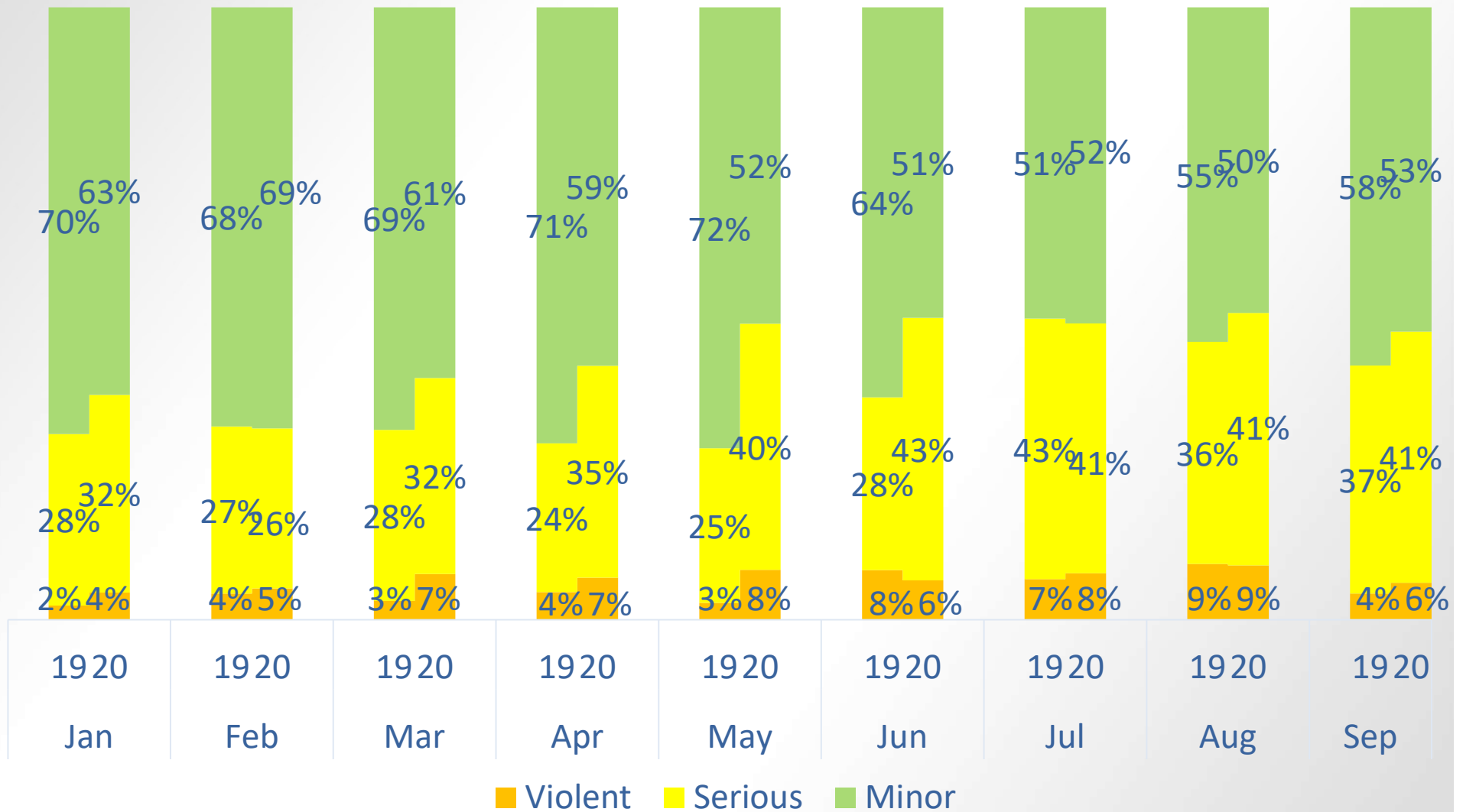
SBO Only by Offense Date

2019 vs 2020

Feb 2 - Oct 18

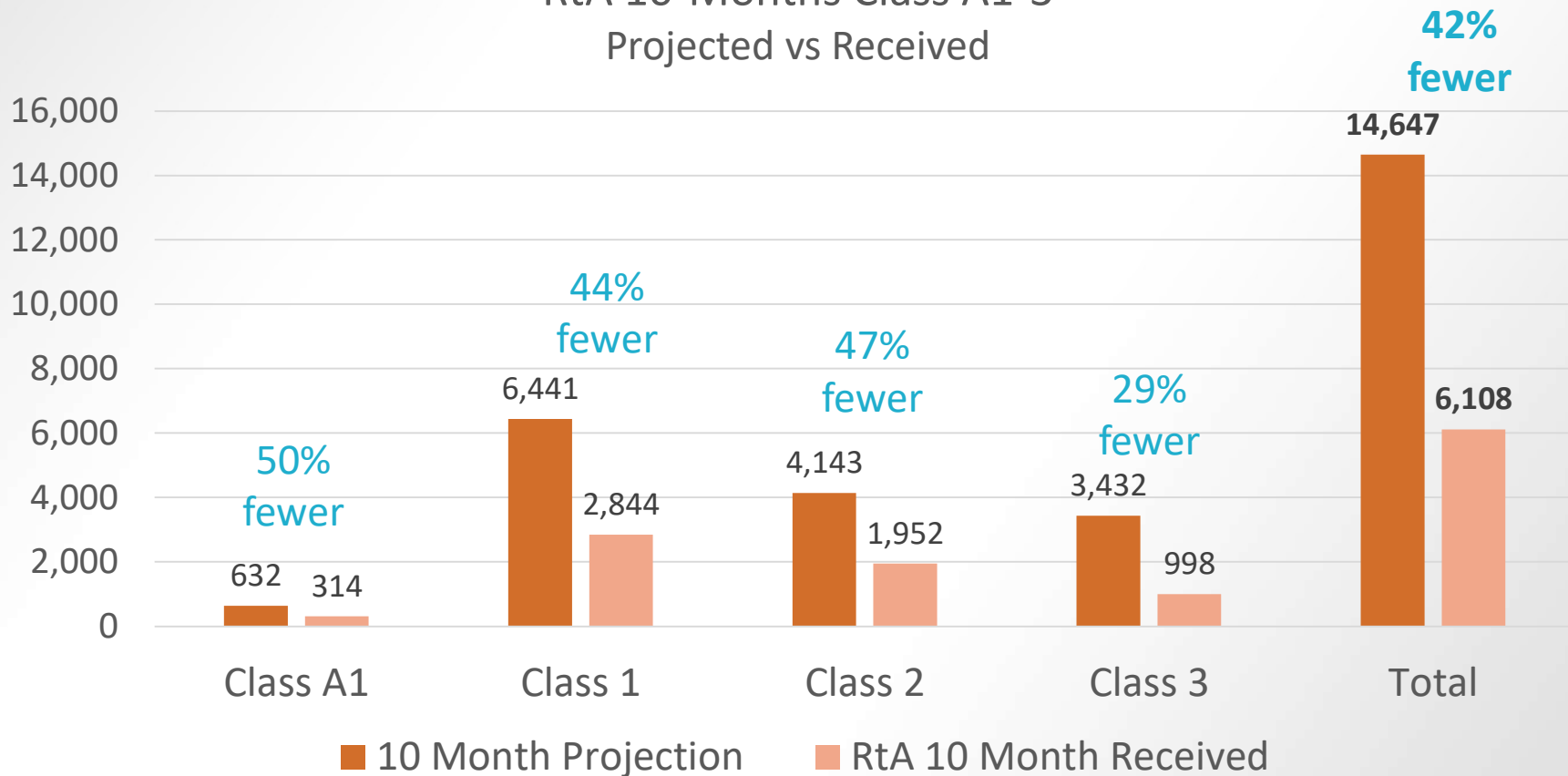


Complaints Received by Month and Offense Class Group (Percentage, Jan-Sept 2019 and Jan-Sept 2020)



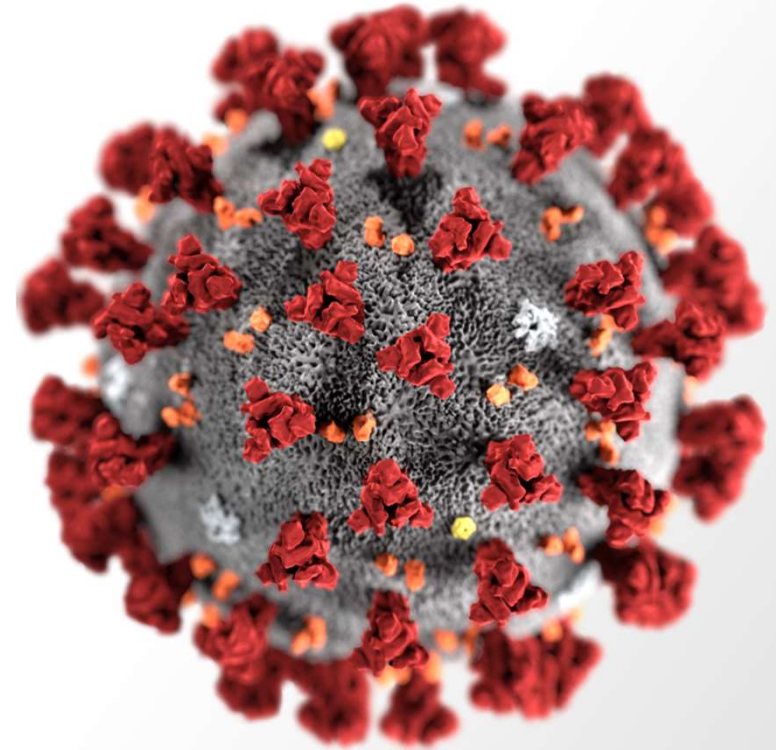
RtA POPULATION: 42% Fewer misdemeanors received for juveniles ≥ 16 years old

RtA 10-Months Class A1-3
Projected vs Received

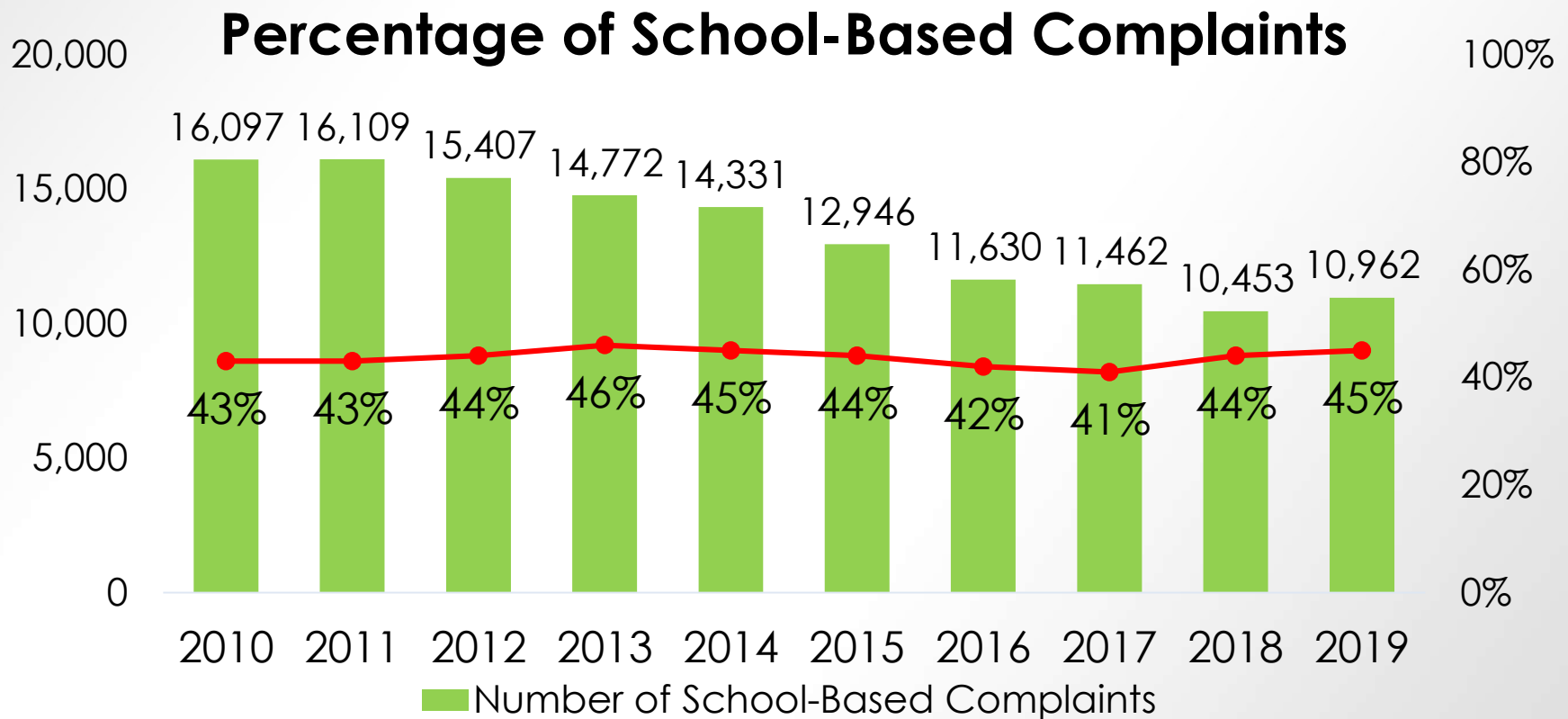


RtA - What was surprising?

- ▶ COVID-19
 - School closures
 - Court closures/changes in hearings permitted
- ▶ Decline in status offense complaints (29%)
- ▶ Higher number than projected: RtA, A-G juveniles and complaints



Did the 47% decline in detention admissions for <16 year olds result from RtA, or from school closure?



2020 YTD School Based Complaints make up only 19% of total complaints

All Complaints 2020

School Based Complaints 2020

Year To Date

24,239

Last Year To Date:

17,619

Year To Date

4,639

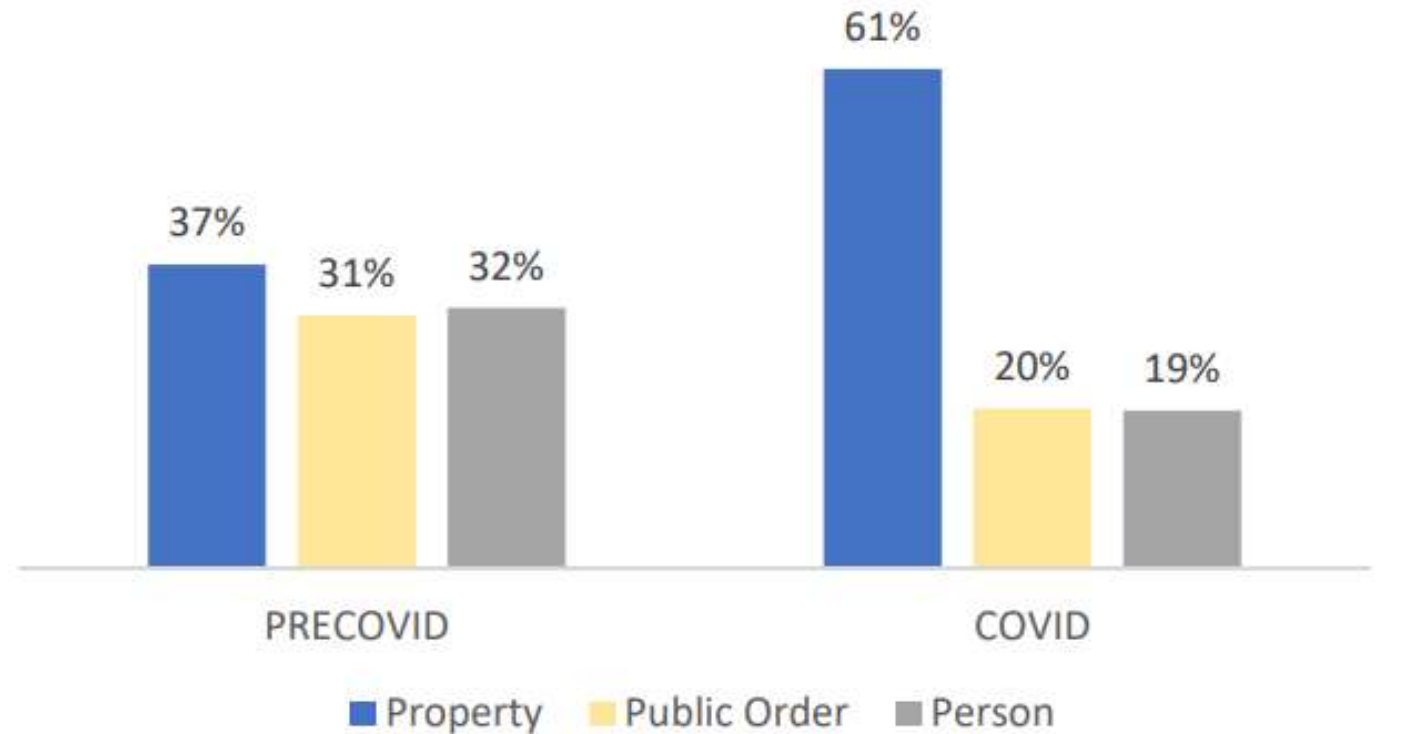
Last Year To Date:

7,735



Is this year a model for future year projections?

- ▶ **Probably not.** For instance, property crimes make up a larger % of complaints during Covid-19 than prior to Covid-19.

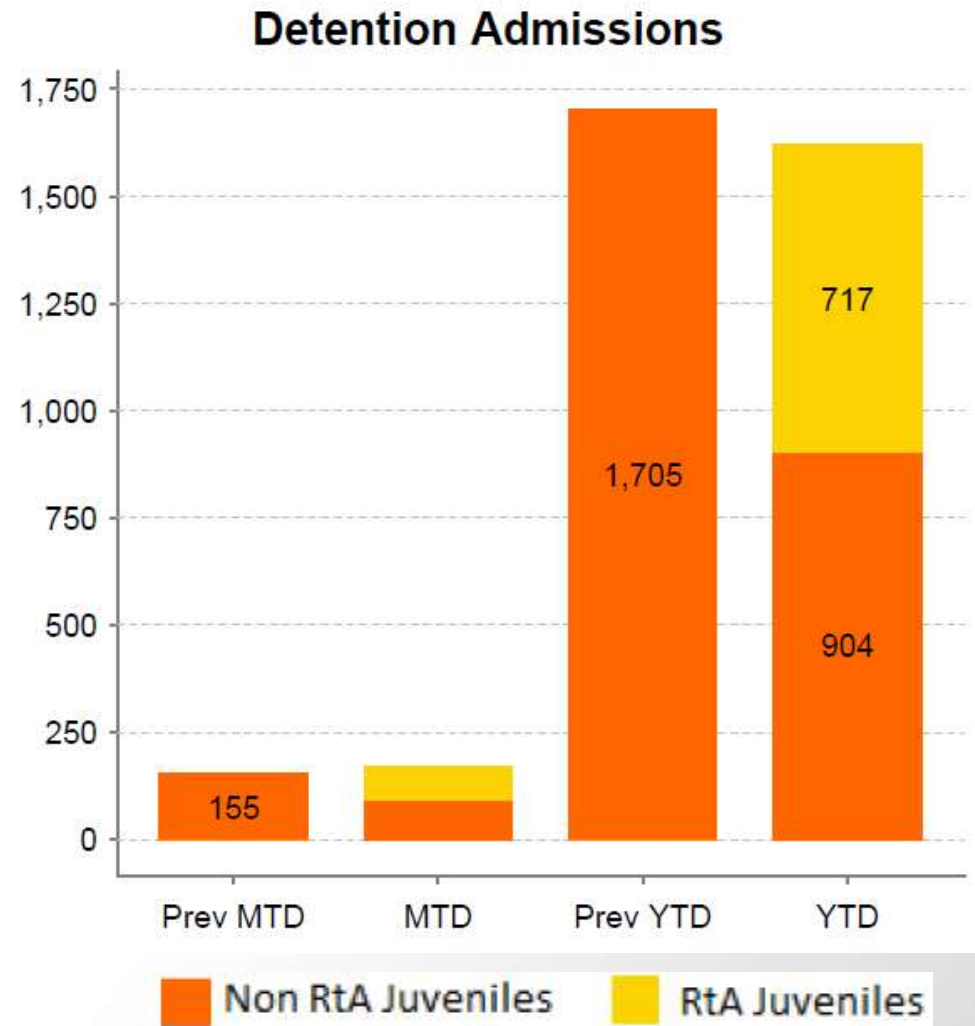


Is this year a model for future year projections?

- ▶ **Probably not.** For instance, the volume of complaints declined after March.
- ▶ Pre-Covid (January – March): 57% increase from 2019 to 2020
 - Violent – **173% increase** (197 to 538)
 - Serious – 71% increase (1,706 to 2,909)
 - Minor – 46% increase (4,244 to 6,208)
- ▶ During-Covid (April – June): 18% increase from 2019 to 2020
 - Violent – **75% increase** (268 to 469)
 - Serious – 79% increase (1,434 to 2,571)
 - Minor – 8% **decrease** (3,871 to 3,563)

Is this year a model for future year projections?

- ▶ **Probably not.** For instance, there has been an increased emphasis systemwide to limit detention stays due to Covid-19.
- ▶ 15% increase in use of electronic monitoring



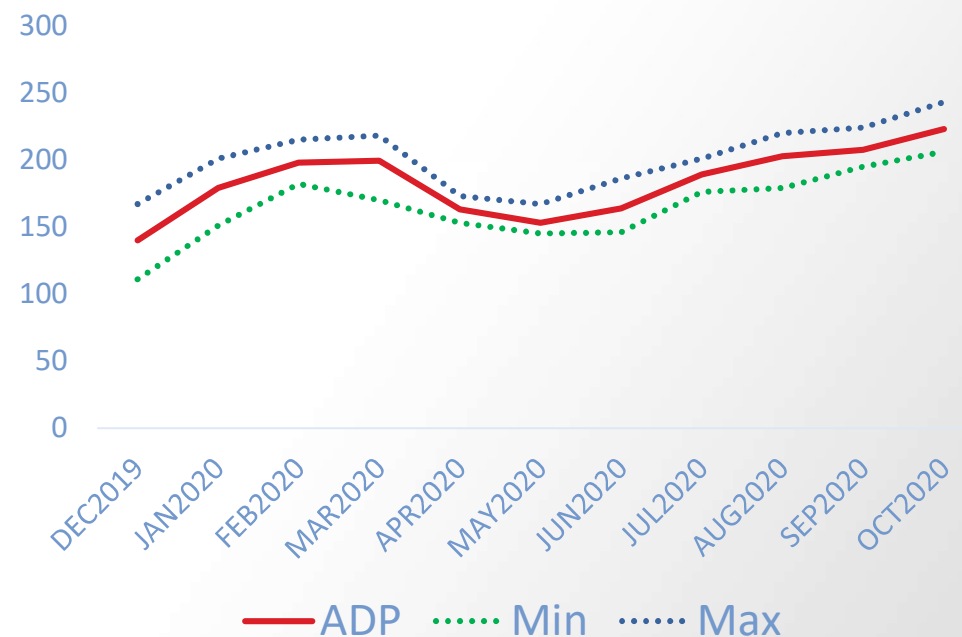
**The detention
population is increasing.**



Detention Population Rising

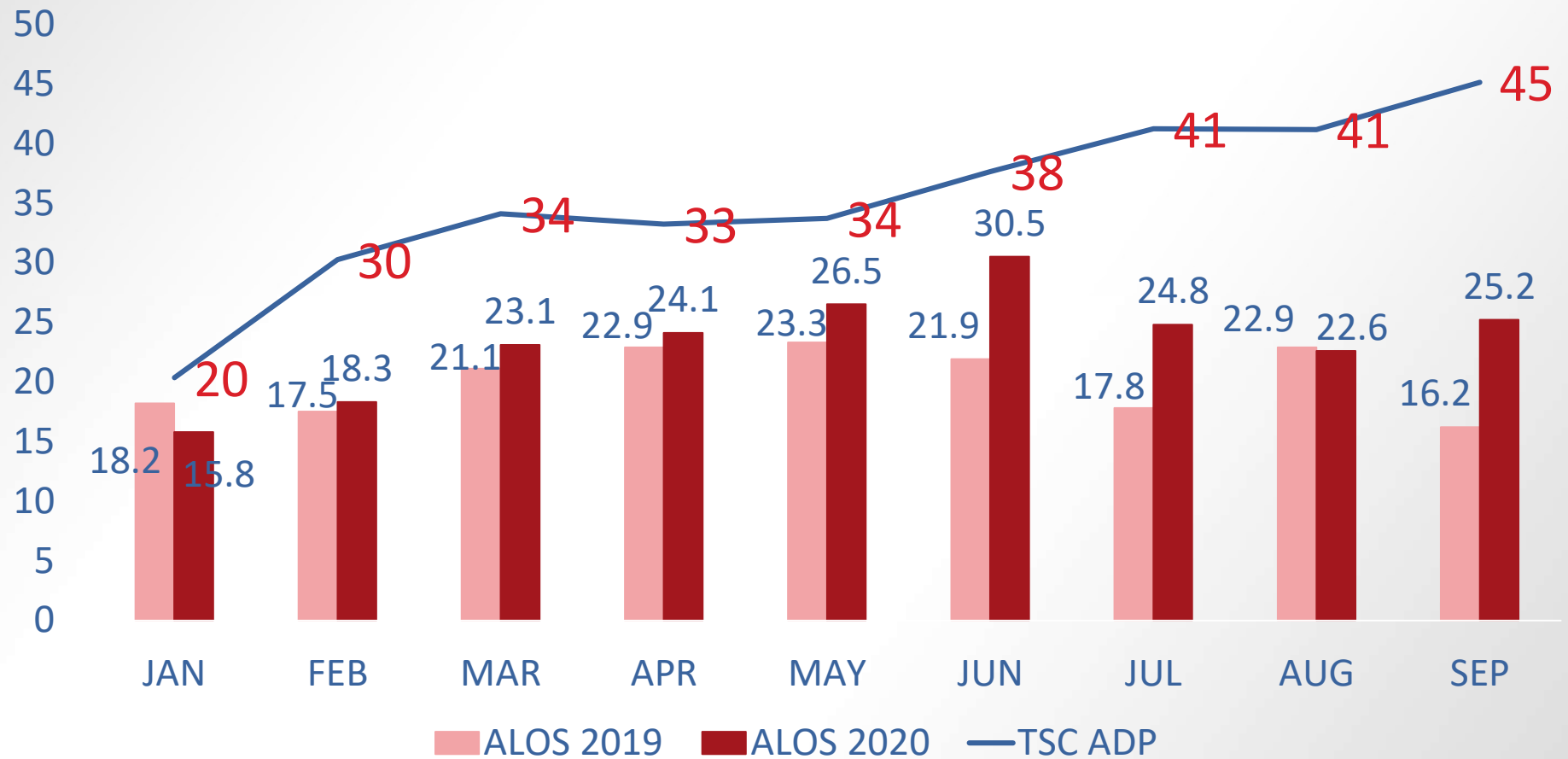
- ▶ The daily population is showing the system build from slightly more admissions and slightly longer length of stay
- ▶ The average monthly population has increased 59% since December 2019 - from 140 ADP to 223 ADP.
- ▶ The maximum # of youth in October in Detention was 243 which is 68 beds away from full capacity, or 78% full.

Monthly Detention Population
ADP, Min and Max
Dec 2019 to Oct 15, 2020



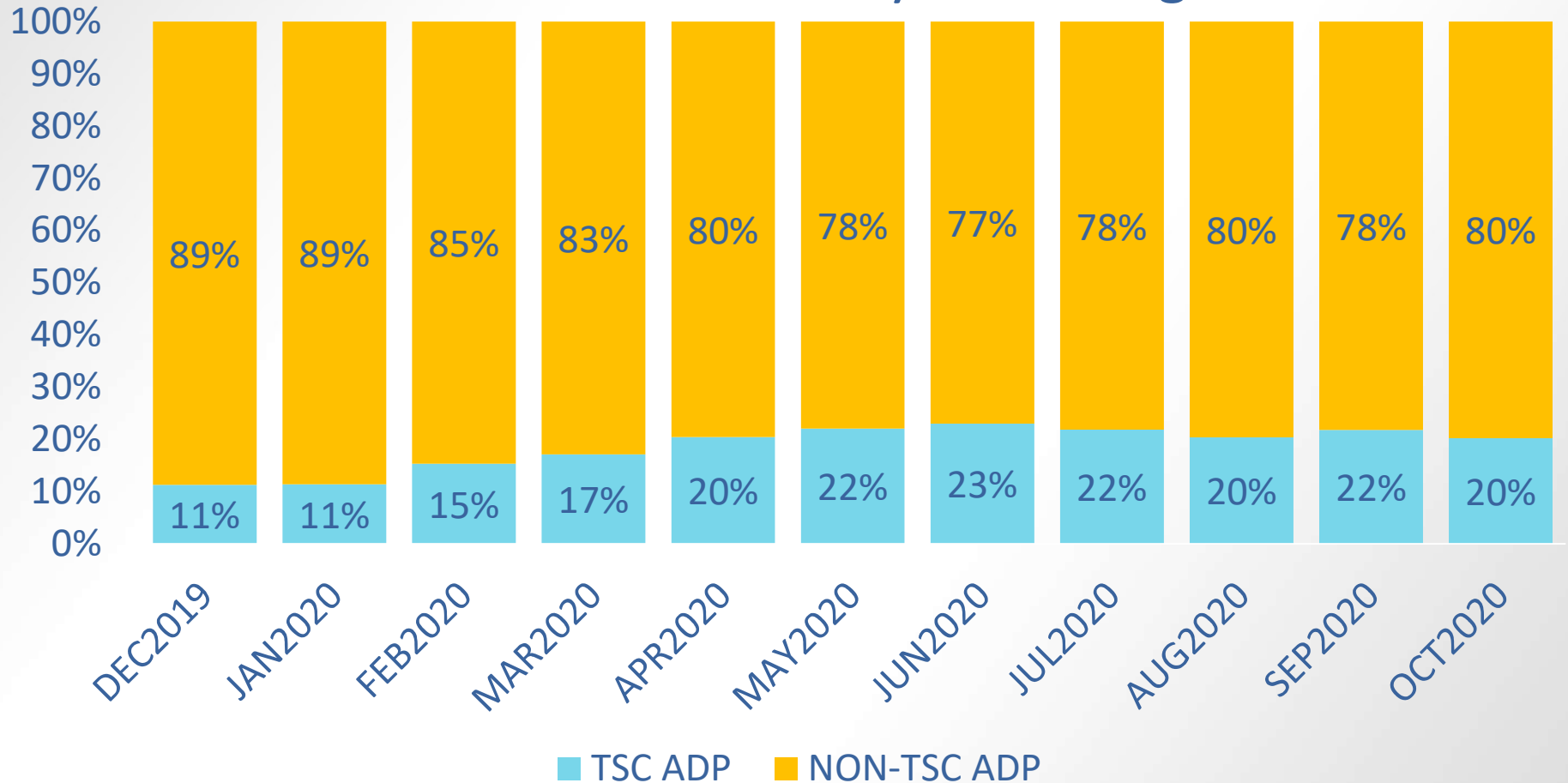
Average LOS increases as superior court transfer population increases

Average Length of Stay by Exit Month



ADP with Focus on Transfers to Superior Court (TSC)

Non-TSC vs TSC ADP by Percentage



Detention Population Rising

- ▶ Average length of stay increased 2 days in past 10 months
- ▶ More Transfers to Superior Court (~22% of population)
- ▶ More complaints per juvenile 2.3 in 2019 and 3.1 in 2020
- ▶ Percentage of intakes detained is slightly higher (9.8% compared to 8.2% in 2019)

H593 Implementation

- ▶ 33 H593 admissions to detention
 - 25 concluded; 8 active stays
- ▶ ALOS = 13.4 days (481 stay days in 79 day period = 6.1 beds to date)

Detaining Reason	Admissions	Percent
Contempt of Court Criminal or nonpayment of fine (Adult)	2	6.06
Criminal court sentence for non-DWI misdemeanor	4	12.12
Criminal pretrial	26	78.79
Criminal quick dip	1	3.03

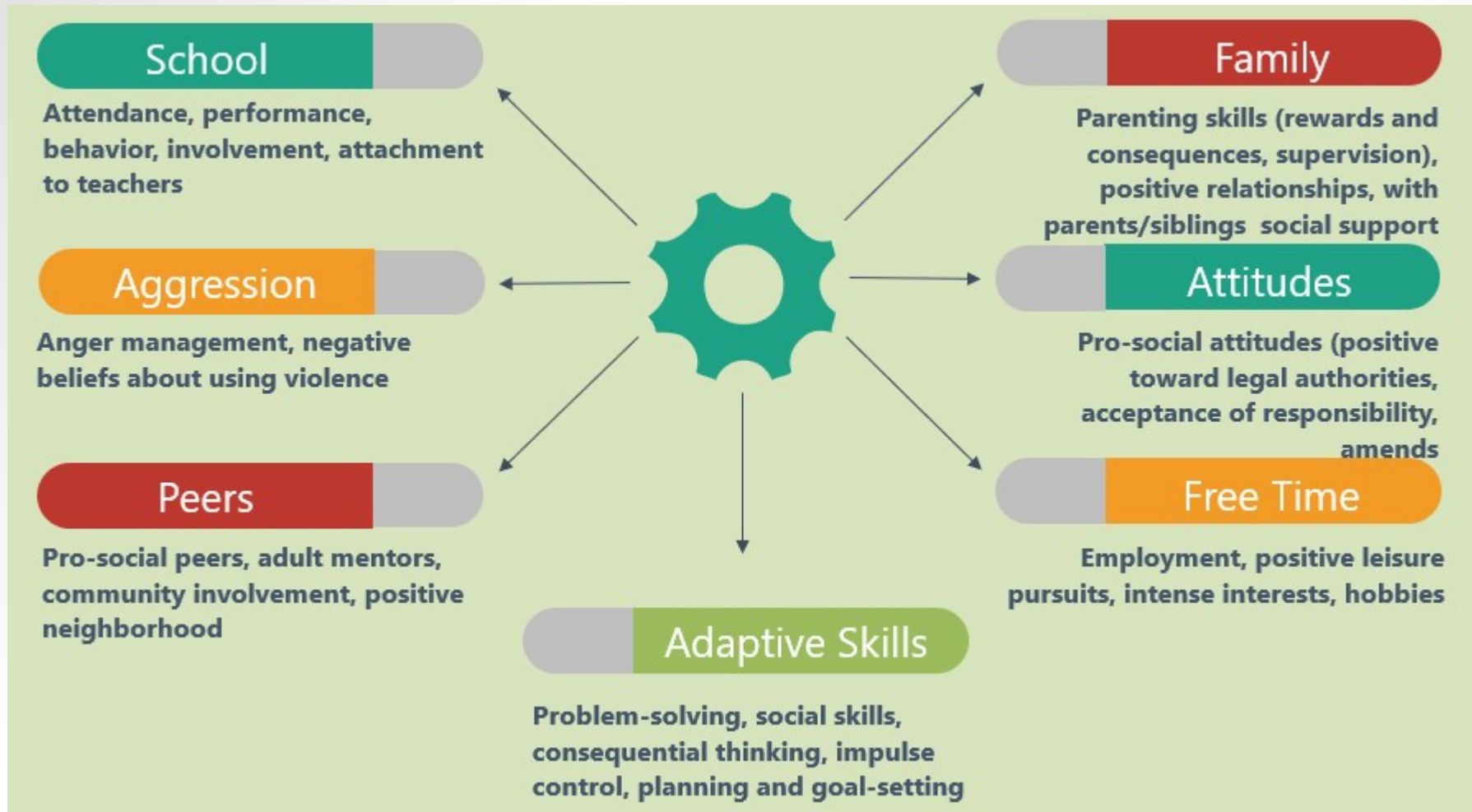
Capacity Built: 133 beds for RtA

- ▶ Entered RtA with 190 detention beds, 132 of which were state operated beds
- ▶ NC now has 323 detention beds, 178 of which are state operated beds
 - Includes new county-operated Brunswick County Juvenile Detention (12 beds)
- ▶ Renovating:
 - CA Dillon can grow to be 90 beds, renovation funds received
 - Perquimans renovation funds received

YASI

- ▶ Implementing Jan 1, 2020
- ▶ Internal and external training provided
 - 750+ Stakeholders (Judges, legal staff, JJ funded providers, community providers, etc.)
- ▶ A state-of-the-art risk/needs assessment and case planning tool that NC Juvenile Justice is adopting
- ▶ Service Directory linked to YASI by problem areas
 - originating in the YASI domains and subdomains of criminogenic need
- ▶ Chief goal: services in the youth's home county that are matched to highest assessed needs will prepopulate the youth's case plan at the time of case planning.

YASI Domains



*Legal History is also a Domain but is Static and information is captured for the purposes of recidivism and overall risk.



Customizations for North Carolina

- Modifications made to Match NC Terminology
- Added 2 New Domains
 - **Basic Needs** (food, housing, material needs)
 - **Physical Health** (conditions, access to health care, medication, dental, vision, reproductive health)



YASI FEATURES



Strengths

**Risk/Need/ Responsivity
Motivational Interviewing**



**Gender / Racially
Responsive**

Service Planning



**Trauma /
Adverse
Childhood
Experience**

**Measuring Change
Reassessments**



Raise the Age



RTA Complaints

RTA Complaints

Total Complaints:
11,497

RTA Projected Complaints: **20,153**

RTA Complaints

A to G Complaints:
1,162

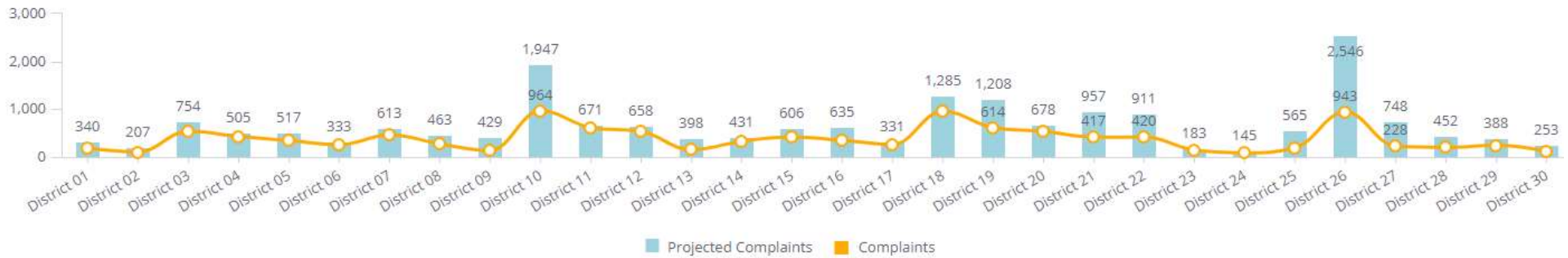
RTA Projected A to G Complaints: **1,154**

RTA Complaints

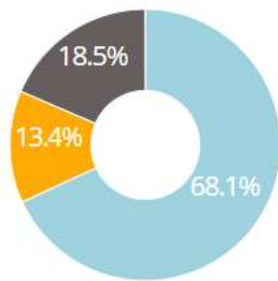
H to 3 Complaints:
10,334

RTA Projected H to 3 Complaints: **18,999**

RTA Complaints By Districts

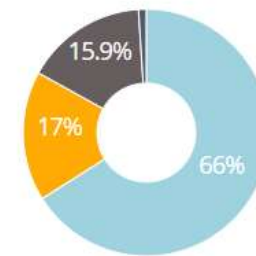


RTA Projected Complaints by Intake Decision (H to 3)



■ H to 3 Complaints Approved
 ■ H to 3 Complaints Closed
 ■ H to 3 Complaints Diverted

RTA Complaints by Intake Decision (H to 3)



■ H to 3 Complaints Approved
 ■ H to 3 Complaints Closed
 ■ H to 3 Complaints Diverted
 ■ Others



RTA Juveniles

RTA Juveniles

Total Juveniles:
3,880
RTA Projected Juveniles: **8,397**

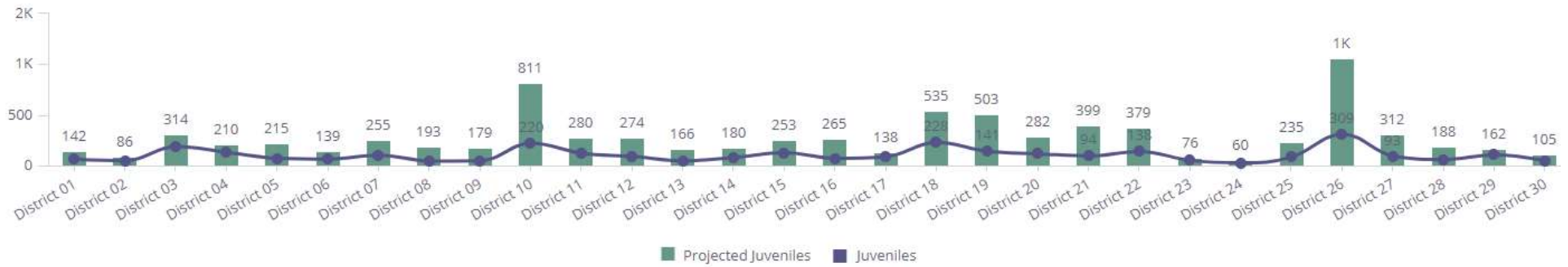
RTA Juveniles

A to G Juveniles:
557
RTA Projected A to G Juveniles: **481**

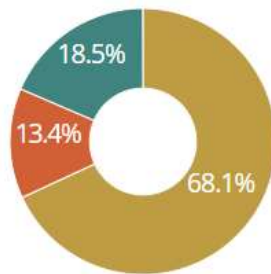
RTA Juveniles

H To 3 Juveniles:
3,657
RTA Projected H to 3 Juveniles: **7,916**

RTA Juveniles by District

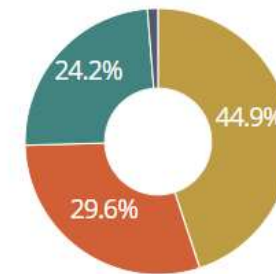


RTA Projected Juveniles by Intake Decision (H to 3)



H to 3 Juveniles Approved H to 3 Juveniles Closed H to 3 Juveniles Diverted

RTA Juveniles by Intake Decision (H to 3)



H to 3 Juveniles Approved H to 3 Juveniles Closed H to 3 Juveniles Diverted Others



Raise the Age

- ▶ RtA youth make up 44% of delinquent complaints received in 2020
- ▶ Of the 3,424 RtA distinct juveniles in 2020
 - 55% of complaints were for minor offenses
 - 36% serious
 - 8% violent (compared to 5% for youth <16)
- ▶ Higher risk scores than <16 youth
- ▶ More diversions and closures than projected for H-3 youth

Questions?



Presentations and Votes: LRLI

1) Conforming Changes

- ▶ **§ 7B-2513. Commitment of delinquent juvenile to Division.**

2) Maximum YDC Commitment Age for 16- and 17-year-olds

- ▶ **§ 7B-1601. Jurisdiction over delinquent juveniles.**
- ▶ **§ 7B-1602. Extended jurisdiction over a delinquent juvenile under certain circumstances.**

Presentations and Votes: LRLI

3) Conforming amendments to §§ 7B-2514(c), G.S. 7B-2516(c), and G.S. 7B-2600(c)

- ▶ **§ 7B-2514. Post-release supervision planning; release.**
- ▶ **§ 7B-2516. Revocation of post-release supervision.**
- ▶ **§ 7B-2600. Authority to modify or vacate.**

4) Proposal to allow TSC youth to be housed in detention post-sentencing:

- ▶ **§ 7B-2204(d). Right to pretrial release; detention.**

Presentations and Votes: LRLI

5) Secure Custody Order on Remand

- ▶ **§ 7A-271. Jurisdiction of superior court**
- ▶ **§ 7B-1902. Authority to issue secure custody orders.**
- ▶ **§ 7B-1906. Secure or nonsecure custody hearings.**
- ▶ **§ 7B-2200.5. Transfer of jurisdiction of a juvenile at least 16 years of age to superior court.**

Next Meeting

January 5, 2021

